

TABLE OF CONTENTS

Aluminum Oil Pans	5-41
Wet Sump Oil Pans	5-26
Chevrolet LS1	5-7
Dart Chevrolet LS Next / Gen III LS Next	8
Small Block Chevrolet	9-16
Big Block Chevrolet	17-18
Dart Small Block Chevrolet with Spread Rails	19-23
Small Block Mopar	24
Small Block Ford	25-26
Dry Sump Oil Pans	27-41
Chevrolet LS1	27
Dart Chevrolet LS Next / Gen III LS Next	28
Small Block Chevrolet	28-33
Dart Small Block Chevrolet with Spread Rails	34-38
Small Block Mopar	38
Small Block Ford	39-41
Installation for PRO Series Oil Pans	42
Steel Oil Pans	43-102
Wet Sump Oil Pans	43-93
Small Block Chevrolet	43-67
Big Block Chevrolet	68-75
Small Block Ford	76-84
Small Block Mopar	85-88
Chevrolet LS1	89-93
Dry Sump Oil Pans	94-102
Small Block Chevrolet	94-97
Big Block Chevrolet	98
Small Block Ford	98-99
Small Block Mopar	99
Chevrolet LS1	100-102
Oil Pan Accessories	103-118
Pickups	103-112
Replacement Sump and Windage Trays	112-115
Replacement Tray Hardware	116
Dipstick Assembly	116
Oil Pan Options	116-117
Replacement Oil Pan Parts	117
Oil Pan Bolt Sets	117
Oil Pan Rail Girdle Sets	118
Oil Pan Adapter Rail	118
Main Cap Baffle	118
Melling Oil Pumps and Shafts	119-121
Small Block Chevrolet	119

TABLE OF CONTENTS

Big Block Chevrolet	119
Small Block Ford	120
Small Block Mopar	120
Big Block Mopar	120
Replacement Spring and Pin	121
Oil Filters and Accessories	121
Oil Filters	121
Mounts	121
Clamps	121
Valve Covers	122-128
Fabricated Aluminum	122-124
Small Block Chevrolet	122
Short Small Block Chevrolet	123
Small Block Chevrolet with Vortec Heads	123
Small Block Mopar	124
Small Block Mopar with Magnum Heads	124
Small Block Ford	124
Polished Aluminum	125
Small Block Chevrolet	125
Small Block Chevrolet with Vortec Heads	125
Stamped Steel	126
Small Block Chevrolet	126
Small Block Ford	126
Options	126
Accessories	127
Breathers and Wraps	127
Hold Down Bars	127
Inserts	127
Miscellaneous	128
Aluminum Tanks	128-131
Dry Sump	128
Oil Separator	129
Power Steering	129
Rear End Filler	130
Radiator Burp	130
Valve Cover Breather	130
Fluid Filler	130
Accessories	131
Engine Accessories	131-133
Timing Covers	131
Distributor Gears	132
Stud Girdle Nuts	132
Miscellaneous	133
Fuel Filter Mount and Clamps	134

TABLE OF CONTENTS

Fan Blades and Pulley Systems	134-136
Fan Blade	134
Belts	134
Pulleys	135-136
Small Block Chevrolet	135
Small Block Ford	135
Small Block Mopar	136
Miscellaneous	136
Adapters and Spacers	136
Carburetor Accessories	137-139
Air Management	137-138
Air Cleaner Housing	137
Air Cleaner Accessories	137
Sure Seal Adapters	138
Accessories	139
Exhaust Block Off Plates	140
Champ Mats	140
Fittings	141
Champ Brackets	142-161
Access Doors and Replacement Parts	142-143
Battery Boxes and Replacement Parts	143
Mud Cap Covers and Replacement Parts	144
Mud Cap Rings	145
Jack Stands and Wing	145
Individual Body Brace	146-147
Body Brace Kits	148
Individual Spoiler Parts	148-153
IMCA Late Model	148-149
IMCA Modified and Northern SportMod	149-150
USMTS Modified	150
WISSOTA Late Model	150-151
WISSOTA Modified	151-152
WISSOTA Super Stock	152
WISSOTA Midwest Modified	152-153
Spoiler Kits	153-155
IMCA Late Model	153
IMCA Modified	153
IMCA Northern SportMod	153-154
USMTS Modified	154
WISSOTA Late Model	154
WISSOTA Modified	154
WISSOTA Super Stock	154
WISSOTA Midwest Modified	155
Mid Plates	155-156

TABLE OF CONTENTS

Small Block Chevrolet	155
Small Block Ford	156
Small Block Mopar	156
Cockpit	157
Chassis Brackets	157-160
Frame	157-158
Motor	159
Nose	159
Radiator	159
Rear End	160
Shock and Shock Protectors	160
Spacers	161
Miscellaneous	161
Miscellaneous	162-163
Clamps	162
Rivets	162
Lower Control Arm Bushing Roller Bearing Sets	162
Other	163
About Us	164-165
Contact Information	165
Hours of Operation	165
Shipping	165
Return Policy	165
Warranty	165
Disclaimer	165
Dealer Programs	166
Champ Pans	166
Champ Brackets Quantity Pricing	166

LS3000

Use: Road race, street or strip

This wet sump oil pan features: four trapdoors, a removable louvered windage tray, machined billet oil pan rails and a billet aluminum oil filter adapter in the stock location (sold separately).

Ideal for LS1 engine swaps in earlier GM chassis' with stock cross members or a rear steer linkage such as Chevrolet Camaros, Chevelles and Novas.

Oil capacity: 5 ½ quarts with filter

Starter: Stock

Dimensions: 9 ¼” L x 11 ¼” W x 5 ½” H

LS3000	Chevrolet LS1	\$591.80
---------------	---------------	-----------------

Pickup:		
750LS1	7/8” x 5 ½” deep pickup for 10295 and 10355	\$80.85

Accessories:		
LS1001	Oil filter adapter	\$108.02
LS1001-1	Cross drilled and tapped oil filter adapter	\$114.89
LS1001-2	Crossover plate	\$22.10
LS1001-3	Remote filter block with -10 an fittings	\$71.64

Tray:		
LS-1	Louvered sump tray	\$27.78



LS3060**Use:** Road race, street or strip**This wet sump oil pan features:** four trapdoors, a removable louvered windage tray, machined billet pan rails and a billet aluminum oil filter adapter in the stock location (sold separately).

Ideal for LS1 engine swaps in vehicles where cross members are not an issue.

Oil capacity: 10 quarts with filter**Dipstick:** 98-02 F-body Camaro**Starter:** Stock**Dimensions:** 16" L x 11 ¼" W x 5 ½" H

LS3060	Chevrolet LS1	\$715.83
---------------	---------------	-----------------

Pickup:

750LS1	7/8" x 5 ½" deep pickup for 10295 and 10355	\$80.85
--------	---	----------------

Accessories:

LS1001	Oil filter adapter	\$108.02
LS1001-1	Cross drilled and tapped oil filter adapter	\$114.89
LS1001-2	Crossover plate	\$22.10
LS1001-3	Remote filter block with -10 an fittings	\$71.64

Tray:

LS-2	Louvered windage tray	\$42.90
------	-----------------------	----------------

LS3140**Use:** Circle track

This wet sump oil pan features: a removable louvered windage tray, a full sump, seven trapdoors, an oil level check plug and a -10 female fitting for oil return.

Will clear a starter.

Oil capacity: 10 quarts without filter

Dimensions: 20 ½" L x 11 ½" W x 4 ½" H

LS3140	Chevrolet LS1	\$715.83
---------------	---------------	-----------------

Pickup: 700LS1	7/8" x 4 ½" deep pickup for 10295 and 10355	\$80.85
--------------------------	---	----------------

**LS3141****Use:** Circle track

This wet sump oil pan features: a removable louvered windage tray, a full sump, seven trapdoors, an oil level check plug and an oil temp fitting.

Will clear a starter.

Oil capacity: 8 quarts without filter

Dimensions: 20 ½" L x 11 ½" W x 4" H

LS3141	Chevrolet LS1	\$715.83
---------------	---------------	-----------------

Pickup: 706LS1	7/8" x 4" deep pickup for 10295 and 10355	\$80.85
--------------------------	---	----------------



LSNX1140

Use: Circle track

This wet sump oil pan features: a removable louvered windage tray, a full sump, seven trapdoors, an oil level check plug and a -10 female fitting for oil return.

Will clear a starter.

Oil capacity: 10 quarts without filter

Dimension: 6 1/2" H



LSNX1140	Dart Chevrolet LS Next	\$715.83
-----------------	------------------------	-----------------

Pickup: 705LS1	7/8" x 6 1/2" deep pickup for 10295 and 10355	\$80.85
--------------------------	---	----------------

LSNX3050

Use: Strip

This wet sump oil pan features: double kick outs and a louvered windage tray.

Dimensions: 16" L x 11 1/4" W x 7 3/8" H

LSNX3050	Dart Chevrolet LS Next	\$694.93
-----------------	------------------------	-----------------

Pickup: 751LS1	7/8" x 7 3/8" deep pickup for 10295 and 10355	\$80.85
--------------------------	---	----------------

LSNX3055

Use: Strip

This wet sump oil pan features: double kick outs, a louvered windage tray and an external pickup welded inside.

Must use external pump.

Dimensions: 16" L x 11 1/4" W x 7 3/8" H

LSNX3055	Dart Chevrolet LS Next	\$773.03
-----------------	------------------------	-----------------

PRO1100KO Series

Use: Dirt circle track (modified)

This wet sump oil pan features: a right side kick out that starts at the pan rail and runs the full length of the pan, three access holes for the right side pan rail, four trapdoors, a louvered windage tray, an inspection hole, an oil temp fitting and an oil check level plug.

No pan gasket required.

Oil capacity: 8 quarts with filter

Starter: Mini-starter

Dimensions: 13 ¼" L x 11 ¾" W x 7" H

Weight: 11 lbs

PRO1100KO	SBC 1957-1985 with the two piece rear main seal	\$779.63
PRO100KORB	SBC 1986-2003 with the one piece rear main seal	\$779.63

Pickups:

1008SB	5/8" x 7" deep pickup for M-55HV and 10550 series	\$42.90
1026SB	¾" x 7" deep pickup for M155 and 10554 series	\$52.80
1027SB	5/8" x 7" deep pickup for M-55 and 10553 series	\$52.80
1703SB	¾" x 7" deep pickup for 10552 series and 10555 series	\$53.63
1704SB	¾" x 7" deep pickup for M155HV and 10551 series	\$53.63
507ST-SB	¾" x 7" deep pickup and 10550ST pump combination	\$318.45

Options:

OPTION-9	External pickup installed	\$78.10
OPTION-20	Skid plates installed	\$54.58
OPTION-21	½" NPT for drain back installed	\$24.20

Tray:

LT-7	Louvered windage tray	\$51.70
------	-----------------------	----------------



PRO1102KO Series

Use: Dirt circle track (late model or modified)

This wet sump oil pan features: a right side kick out that starts at the pan rail and runs the full length of the pan, three access holes for the right side pan rail, five trapdoors, a louvered windage tray, an inspection hole and an oil check level plug

No pan gasket required.

Oil capacity: 9 quarts with filter

Starter: Mini-starter

Dimensions: 16 ½" L x 12" W x 7" H

PRO1102KO	SBC 1957-1985 with the two piece rear main seal	\$823.63
PRO1102KO-1	SBC 1957-1985 with two piece rear main steel and steering notch	\$888.25
PRO1102KORB	SBC 1986-2003 with the one piece rear main seal	\$823.63

Pickups:

100BB	¾" x 7" deep pickup for M-77HV, M-99HV, 10770 and 10990	\$42.90
1008SB	5/8" x 7" deep pickup for M-55HV and 10550 series	\$42.90
1026SB	¾" x 7" deep pickup for M155 and 10554 series	\$52.80
1027SB	5/8" x 7" deep pickup for M-55 and 10553 series	\$52.80
1703SB	¾" x 7" deep pickup for 10552 series and 10555 series	\$53.63
1704SB	¾" x 7" deep pickup for M155HV and 10551 series	\$53.63
507ST-SB	¾" x 7" deep pickup and 10550ST pump combination	\$318.45

Options:

OPTION-9	External pickup installed	\$78.10
OPTION-20	Skid plates installed	\$54.58
OPTION-21	½" NPT for drain back installed	\$24.20

Tray:

LT-7	Louvered windage tray	\$51.70
------	-----------------------	----------------



PRO1103KO

Use: Circle track

This wet sump oil pan features: a right side kick out that starts at the pan rail and runs the full length of the pan, three access holes for the right side pan rail, five trapdoors, a louvered windage tray, an inspection hole and an oil check level plug. No pan gasket required.

Oil capacity: 8 ½ quarts with filter

Starter: Mini-starter

Dimensions: 16 ½" L x 12" W x 6 ½" H

PRO1103KO SBC 1957-1985 with the two piece rear main seal **\$823.63**

Pickups:

1106SB	5/8" x 6 ½" deep pickup for M-55HV and 10550 series	\$52.80
1107SB	5/8" x 6 ½" deep pickup for M-55 and 10553 series	\$52.80
1703SB	¾" x 7" deep pickup for M155 and 10554 series	\$53.63
506ST-SB	¾" x 6 ½" deep pickup and 10550ST pump combination	\$318.45

PRO1106KO

Use: Asphalt circle track (late model)

This wet sump oil pan features: a right side kick out that starts at the pan rail and runs the full length of the pan, three access holes for the right side pan rail, four trapdoors, a louvered windage tray, an inspection hole and an oil check level plug. No pan gasket required.

Oil capacity: 8 quarts with filter

Starter: Mini-starter

Dimensions: 13 ¼" L x 11 ¾" W x 6 ½" H



PRO1106KO SBC 1957-1985 with the two piece rear main seal **\$798.88**

Pickups:

1106SB	5/8" x 6 ½" deep pickup for M-55HV and 10550 series	\$52.80
1107SB	5/8" x 6 ½" deep pickup for M-55 and 10553 series	\$52.80
1703SB	¾" x 6 ½" deep pickup for M155 and 10554 series	\$53.63
506ST-SB	¾" x 6 ½" deep pickup and 10550ST pump combination	\$318.45

PRO1140KO Series

Use: Circle track

This wet sump oil pan features: a right side kick out that starts at the pan rail and runs the full length of the pan, three access holes for the right side pan rail, six trapdoors, a louvered windage tray, an inspection hole, an oil temp fitting and an oil check level plug.

No pan gasket required.

Will **not** work with side flow oil pumps.

Oil capacity: 11 quarts with filter

Starter: Reverse mounted

Dimensions: 20" L x 11" W x 7" H

Weight: 13 1/2 lbs

PRO1140KO	SBC 1957-1985 with the two piece rear main seal	\$700.43
PRO1140KORB	SBC 1986-2003 with the one piece rear main seal	\$700.43

Pickups:

1008SB	5/8" x 7" deep pickup for M-55HV and 10550 series	\$42.90
1026SB	3/4" x 7" deep pickup for M155 and 10554 series	\$52.80
1027SB	5/8" x 7" deep pickup for M-55 and 10553 series	\$52.80
1703SB	3/4" x 7" deep pickup for 10552 series and 10555 series	\$53.63
1704SB	3/4" x 7" deep pickup for M155HV and 10551 series	\$53.63
507ST-SB	3/4" x 7" deep pickup and 10550ST pump combination	\$318.45

Options:

OPTION-9	External pickup installed	\$78.10
OPTION-21	1/2" NPT for drain back installed	\$24.20

Tray:

LT-7	Louvered windage tray	\$51.70
------	-----------------------	----------------



PRO1141KO**Use:** Circle track

This wet sump oil pan features: a right side kick out that starts at the pan rail and runs the full length of the pan, three access holes for the right side pan rail, six trapdoors, a louvered windage tray, an inspection hole, an oil temp fitting and an oil check level plug.

No pan gasket required.

Designed to work with side flow oil pumps.

Oil capacity: 11 ½ quarts with filter

Starter: Reverse mounted

Dimensions: 20" L x 12" W x 7" H

PRO1141KO SBC 1957-1985 with the two piece rear main seal **\$715.83**

Pickups:

1008SB	5/8" x 7" deep pickup for M-55HV and 10550 series	\$42.90
1026SB	¾" x 7" deep pickup for M155 and 10554 series	\$52.80
1027SB	5/8" x 7" deep pickup for M-55 and 10553 series	\$52.80
1703SB	¾" x 7" deep pickup for 10552ST and 10555 series	\$53.63
1704SB	¾" x 7" deep pickup for M155HV and 10551 series	\$53.63
507ST-SB	¾" x 7" deep pickup and 10550ST pump combination	\$318.45

Options:

OPTION-9	External pickup installed	\$78.10
OPTION-21	½" NPT for drain back installed	\$24.20

PRO1150

Use: Circle track, marine, road race, street or strip

This wet sump oil pan features: one 6” trapdoor, a louvered windage tray and a provision for a dipstick assembly.

No pan gasket required.

Oil capacity: 7 quarts with filter

Starter: Mini-starter

Dimensions: 12 ¼” L x 8” W x 8” H

PRO1150 SBC 1957-1985 with the two piece rear main seal **\$462.28**

Pickups:

60BB	¾” x 8” deep pickup for M-77HV, M-99HV, 10770 & 10990	\$42.90
60SB	5/8” x 8” deep pickup for M-55HV and 10550 series	\$39.33
61SB	¾” x 8” deep pickup for M155HV and 10551 series	\$42.90
63SB	5/8” x 8” deep pickup for M-55 and 10553 series	\$39.33
64SB	¾” x 8” deep pickup for M155 and 10554 series	\$42.90
1007SB	¾” x 8” deep pickup for 10552 series and 10555 series	\$53.63

Dipstick:

JR131 Dipstick assembly for SB Chevrolet, Ford and Mopar **\$30.24**

Options:

OPTION-9	External pickup installed	\$78.10
OPTION-21	½” NPT for drain back installed	\$24.20



PRO1150KO

Use: Circle track, marine, road race, street or strip

This wet sump oil pan features: a kick out on the right side that starts at the pan rail and runs the full length of the pan, three access holes for the right side pan rail, an inspection hole, one 6” trapdoor, a louvered windage tray and a provision for a dipstick assembly.

No pan gasket required.

Oil capacity: 8 quarts with filter

Starter: Mini-starter

Dimensions: 12 ¼” L x 9 ¼” W x 8” H

Weight: 8 lbs

PRO1150KO SBC 1957-1985 with the two piece rear main seal **\$591.80**

Pickups:

60BB	¾” x 8” deep pickup for M-77HV, M-99HV, 10770 and 10990	\$42.90
60SB	5/8” x 8” deep pickup for M-55HV and 10550 series	\$39.33
61SB	¾” x 8” deep pickup for M155HV and 10551 series	\$42.90
63SB	5/8” x 8” deep pickup for M-55 and 10553 series	\$39.33
64SB	¾” x 8” deep pickup for M155 and 10554 series	\$42.90
1007SB	¾” x 8” deep pickup for 10552ST and 10555 series	\$53.63

Dipstick:

JR131 Dipstick assembly for Small Block Chevrolet, Ford and Mopar **\$30.24**

Tray:

LT-7 Louvered windage tray **\$51.70**

Options:

OPTION-9	External pickup installed	\$78.10
OPTION-21	½” NPT for drain back installed	\$24.20



PRO1160

Use: Street or strip

This wet sump oil pan features: a “T” style sump, .100” aluminum, one 6” trapdoor, one crank scraper, a louvered windage tray and a provision for a dipstick.

No pan gasket required.

Oil capacity: 8 quarts with filter

Starter: Mini-starter

Dimensions: 9 ½” L x 10 5/8” W x 8” H

PRO1160 SBC 1957-1985 with the two piece rear main seal **\$481.80**

Pickups:

60BB	¾” x 8” deep pickup for M-77HV, M-99HV, 10770 & 10990	\$42.90
60SB	5/8” x 8” deep pickup for M-55HV and 10550 series	\$39.33
61SB	¾” x 8” deep pickup for M155HV and 10551 series	\$42.90
63SB	5/8” x 8” deep pickup for M-55 and 10553 series	\$39.33
64SB	¾” x 8” deep pickup for M155 and 10554 series	\$42.90
1007SB	¾” x 8” deep pickup for 10552 series and 10555 series	\$53.63

Options:

OPTION-9	External pickup installed	\$78.10
OPTION-21	½” NPT for drain back installed	\$24.20



PRO2208, PRO2308 and PRO2408

Use: Street or strip

This wet sump oil pan features: a double kick out for maximum oil collection from rotating assemblies, a full length louvered windage tray, three trapdoors for oil control, relocated pan rail bolts for maximum clearance for rods and larger strokes, removable plugs with o-ring and clips for convenient access to pan mounting bolts and a provision for a dipstick.

No pan gasket required.

Will fit most header combinations and stock cross members.

Will clear a 4 3/4" stroke.

Oil capacity: 7 quarts with filter

Starter: Offset mini-starter 168 tooth

Dimensions: 10" L x 11 1/8" W x 8" H

PRO2208	Big Block Chevrolet Mark IV	\$805.48
PRO2308	Big Block Chevrolet Gen V	\$805.48
PRO2408	Big Block Chevrolet Gen VI	\$805.48

Pickup:		
208BB	3/4" x 8" deep pickup for M-77HV, 10770, 10774 and 10778	\$42.90

Dipstick:		
JR130	Dipstick assembly for Big Block Chevrolet	\$30.24

Options:		
OPTION-9	External pickup installed	\$78.10
OPTION-21	1/2" NPT for drain back installed	\$24.20



PRO2225, PRO2325 and PRO2425

Use: Marine, street or strip

This wet sump oil pan features: a double kick out, .100" aluminum, access plugs in the bottom for the pan rails, seven trapdoors, relocated bolt holes at the main caps (three on each side), a removable louvered windage tray and a provision for a dipstick.

No pan gasket required.

Will clear a 4 3/4" stroke.

A hole relocation template is provided.

Oil capacity: 12 quarts with filter

Dimension: 8" H

PRO2225	Big Block Chevrolet Mark IV	\$747.18
PRO2325	Big Block Chevrolet Gen V	\$747.18
PRO2425	Big Block Chevrolet Gen VI	\$747.18

Pickup:


208BB	¾" x 8" deep pickup for M-77HV, 10770, 10774 & 10778	\$42.90
-------	--	----------------

Dipstick:

JR133	90 degree dipstick assembly for Big Block Chevrolet	\$30.24
-------	---	----------------

Options:

OPTION-9	External pickup installed	\$78.10
OPTION-21	½" NPT for drain back installed	\$24.20



PRO3100KO

Use: Circle track

This wet sump oil pan features: a kick out on the right side, access plugs for the right side pan rail, four trapdoors, a louvered windage tray and an oil check level plug.

No pan gasket required.

Oil capacity: 9 quarts with filter

Starter: Mini-starter

Dimensions: 13 ¼” L x 12 ¾” W x 7 ¼” H

Weight: 11 lbs

PRO3100KO Dart Small Block Chevrolet with spread rails **\$779.63**

Pickups:

100BB	¾” x 7” deep pickup for M-77HV, M-99HV, 10770 & 10990	\$42.90
1008SB	5/8” x 7” deep pickup for M-55HV and 10550 series	\$42.90
1027SB	5/8” x 7” deep pickup for M-55 and 10553 series	\$52.80
1703SB	¾” x 7” deep pickup for 10552 series and 10555 series	\$53.63
1704SB	¾” x 7” deep pickup for M155HV and 10551 series	\$53.63

Tray:

LT-9 Louvred windage tray **\$51.70**

Options:

OPTION-9	External pickup installed	\$78.10
OPTION-21	½” NPT for drain back installed	\$24.20



PRO3102KO

Use: Circle track

This wet sump oil pan features: a kick out on the right side, access plugs for the right side pan rail, five trapdoors, a louvered windage tray and an oil check level plug.

No pan gasket required.

Oil capacity: 10 quarts with filter

Starter: Mini-starter

Dimensions: 16 3/4" L x 12 3/4" W x 7 1/4" H

PRO3102KO Dart Small Block Chevrolet with spread rails **\$823.63**

Pickups:

100BB	3/4" x 7" deep pickup for M-77HV, M-99HV, 10770 & 10990	\$42.90
1008SB	5/8" x 7" deep pickup for M-55HV and 10550 series	\$42.90
1027SB	5/8" x 7" deep pickup for M-55 and 10553 series	\$52.80
1703SB	3/4" x 7" deep pickup for 10552 series and 10555 series	\$53.63
1704SB	3/4" x 7" deep pickup for M155HV and 10551 series	\$53.63
507ST-SB	3/4" x 7" deep pickup and 10550ST pump combination	\$318.45

Tray:

LT-9 Louvred windage tray **\$51.70**

Options:

OPTION-9	External pickup installed	\$78.10
OPTION-21	1/2" NPT for drain back installed	\$24.20



PRO3150

Use: Circle track, marine, road race, street or strip

This wet sump oil pan features: one 6” trapdoor, a louvered windage tray and a provision for a dipstick assembly.

No pan gasket required.

Oil capacity: 8 quarts with filter

Starter: Mini-starter

Dimensions: 12 ¼” L x 9” W x 8” H

Weight: 10 lbs

PRO3150 Dart Small Block Chevrolet with spread rails **\$591.80**

Pickups:

50SB	5/8” x 7 ¾” deep pickup for M-55HV and 10550 series	\$39.33
50BB	¾” x 7 ¾” deep pickup M-77HV, M-99HV, 10770 & 10990	\$42.90
51SB	¾” x 7 ¾” deep pickup for M155HV and 10551 series	\$42.90
52SB	¾” x 7 ¾” deep pickup for 10552 series and 10555 series	\$42.90

Dipstick:

JR131 Dipstick assembly for SB Chevrolet, Ford and Mopar **\$30.24**

Options:

OPTION-9	External pickup installed	\$78.10
OPTION-21	½” NPT for drain back installed	\$24.20



PRO3150KO

Use: Circle track, marine, road race, street or strip

This wet sump oil pan features: a kick out on the right side, one 6” trapdoor, a louvered windage tray and a provision for a dipstick assembly.

No pan gasket required.

Oil capacity: 9 quarts with filter

Starter: Mini-starter

Dimensions: 12 ¼” L x 10 ¼” W x 8” H

Weight: 10 ½ lbs

PRO3150KO Dart Small Block Chevrolet with spread rails **\$591.80**

Pickups:

50SB	5/8” x 7 ¾” deep pickup for M-55HV and 10550 series	\$39.33
50BB	¾” x 7 ¾” deep pickup M-77HV, M-99HV, 10770 & 10990	\$42.90
51SB	¾” x 7 ¾” deep pickup for M155HV and 10551 series	\$42.90
52SB	¾” x 7 ¾” deep pickup for 10552 series and 10555 series	\$42.90

Dipstick:

JR131 Dipstick assembly for SB Chevrolet, Ford and Mopar **\$30.24**

Tray:

LT-9 Louvred windage tray **\$51.70**

Options:

OPTION-9	External pickup installed	\$78.10
OPTION-21	½” NPT for drain back installed	\$24.20



PRO3160

Use: Street or strip

This wet sump oil pan features: one 6” trapdoor, a louvered windage tray and a provision for a dipstick assembly.

No pan gasket required.

Will work with a stock cross member.

Oil capacity: 8 quarts with filter

Starter: Mini-starter

Dimensions: 9 ½” L x 10 ½” W x 8” H

Weight: 9 ½ lbs

PRO3160 Dart Small Block Chevrolet with spread rails **\$481.80**

Pickups:

50SB	5/8” x 7 ¾” deep pickup for M-55HV and 10550 series	\$39.33
50BB	¾” x 7 ¾” deep pickup M-77HV, M-99HV, 10770 & 10990	\$42.90
51SB	¾” x 7 ¾” deep pickup for M155HV and 10551 series	\$42.90
52SB	¾” x 7 ¾” deep pickup for 10552 series and 10555 series	\$42.90

Dipstick:

JR131 Dipstick assembly for SB Chevrolet, Ford and Mopar **\$30.24**

Options:

OPTION-9	External pickup installed	\$78.10
OPTION-21	½” NPT for drain back installed	\$24.20



PRO3400KO and PRO3600KO

Use: Circle track

This wet sump oil pan features: a kick out that starts at the pan rail and runs the full length of the pan, billet pan rails, access plugs for the right side pan rail, a sump tray, a full length louvered windage tray, an oil check level plug, an oil temp fitting and an inspection hole.

No pan gasket required.


Oil capacity: 8 quarts with filter

Starter: Stock

Dimensions: 12 ½" L x 13" W x 7 ½" H

PRO3400KO	Small Block Mopar 318 and 340	\$823.63
PRO3600KO	Small Block Mopar 360	\$823.63

Pickups:		
370SB	¾" x 7 ½" deep pickup for M-72HV	\$73.15



PRO6100KO and PRO7100KO

Use: Circle track

This wet sump oil pan features: a kick out that starts at the pan rail on the right side, access plugs for the right side pan rail, billet aluminum front and rear end caps, a louvered windage tray, five trapdoors and an oil check level plug. No pan gasket required.

Oil capacity: 10 quarts with filter

Starter: Reverse mounted starter

Dimensions: 13 ¼" L x 13" W x 7" H

Weight: 10 lbs



PRO6100KO	Small Block Ford 302	\$823.90
PRO7100KO	Small Block Ford 351 Windsor	\$823.90

Pickups:

302SB	¾" x 7" deep pickup for M-68HV	\$64.90
351SB	¾" x 7" deep pickup for M-83HV	\$64.90

PRO6206KO-9 and PRO7206KO-9

Use: Circle track

This wet sump oil pan features: a kick out that starts at the pan rail on the right side, an external pickup welded inside, a -12 an fitting exiting the top right side of the kick out, the front sump removed, billet aluminum front and rear end caps, access plugs for the right side pan rail, a full length louvered windage tray, five trapdoors and an oil check level plug.

No pan gasket required.

An external pump must be used.

Oil capacity: 7 quarts with filter

Starter: Reverse mounted

Dimensions: 13 ¼" L x 13" W x 6 ½" H

Weight: 11 lbs



PRO6206KO-9	Small Block Ford 302 with external pickup	\$869.28
PRO7206KO-9	Small Block Ford 351W and SVO with external pickup	\$869.28

PRO6207KO-9, PRO7202KO-9 and PRO7207KO-9

Use: Circle track

This wet sump oil pan features: a kick out that starts at the pan rail on the right side, an external pickup welded inside, a -12 an fitting exiting the top right side of the kick out, the front sump removed, billet aluminum front and rear end caps, access plugs for the right side pan rail, a full length louvered windage tray, five trapdoors and an oil check level plug.

No pan gasket required.

An external pump must be used.

Oil capacity: PRO7202KO-9 is 10 quarts with filter;
PRO6207KO-9 and PRO7207KO-9 is 8 quarts with filter

Starter: Reverse mounted

Dimensions: PRO6207KO-9 and PRO7207KO-9 is 13 ¼" L x 13" W x 7" H;
PRO7202KO-9 is 15" L x 13" W x 7" H

Weight: 11 lbs

PRO6207KO-9	Small Block Ford 302 with external pickup & 8 qts	\$869.28
PRO7202KO-9	Small Block Ford 351W and SVO with external pickup & 10 qts	\$876.98
PRO7207KO-9	Small Block Ford 351W and SVO with external pickup & 8 qts	\$869.28



ALUMINUM DRY SUMP OIL PANS – CHEVROLET LS1

LS3155

Use: Circle track

This dry sump oil pan features: two #12 an fittings exiting the top right side kick out and a -10 an fitting for the oil filter line.

Dimensions: 15" L x 11" W x 2 1/2" H

LS3155

Chevrolet LS1

\$734.25



LS3157-3

Use: Circle track

This dry sump oil pan features: three #12 an fittings exiting the top right side kick out and a -10 an fitting for the oil filter line.

Dimensions: 15 3/4" L x 11" W x 2 5/8" H

LS3157-3

Chevrolet LS1

\$783.48



LS3158L3

Use: Circle track

This dry sump oil pan features: three #12 female an fittings exiting the left side and a drain plug.

Dimensions: 20 1/4" L x 13" W x 3" H

LS3158L3

Chevrolet LS1

\$743.33



ALUMINUM DRY SUMP OIL PANS – DART CHEVROLET LS NEXT

LSNX172L3

Use: Circle track

This dry sump oil pan features: a kick out pouch that starts at the pan rail and goes to the bottom of the pan, .100" aluminum, access holes for mounting, three -12 o-ring ports that exit the bottom left side of the pan, an inspection hole and a drain plug.

No pan gasket required.

Will clear a mechanical fuel pump.

Dimension: 4 ¼" H

LSNX172L3

Dart Chevrolet LS Next

\$835.18

ALUMINUM DRY SUMP OIL PANS – SMALL BLOCK CHEVROLET

PRO170F2

Use: Circle track

This dry sump oil pan features: a kick out pouch that starts at the pan rail and goes to the bottom of the pan, .100" aluminum, access holes for mounting, two -12 o-ring ports that exit the front right side of the pan, an inspection hole, a louvered windage tray and a drain plug.

No pan gasket required.

Will clear a mechanical fuel pump.

Starter: Reverse mounted

Dimensions: 5 ½" deep on right side and 4 ¼" deep on left side

PRO170F2

SBC 1957-1985 with two -12 ports on front right side

\$714.73



PRO170R Series

Use: Circle track (late model)

This dry sump oil pan features: a kick out pouch that starts at the pan rail and goes to the bottom of the pan, .100" aluminum, access holes for mounting, three -12 o-ring ports that exit the top right side of the pan, an inspection hole, a louvered windage tray and a drain plug.

No pan gasket required.

Will clear a mechanical fuel pump.

Starter: Reverse mounted

Dimensions:

PRO170R3 is 5 ½" deep on right side and 4 ¼" deep on left side

PRO170R3A is 5 ½" deep on right side and 3 7/8" deep on left side

PRO170R3	SBC 1957-1985 with three -12 ports on top right side for dirt	\$714.73
PRO170R3A	SBC 1957-1985 with three -12 ports on right for asphalt	\$714.73



PRO171R3

Use: Dirt circle track (late model)

This dry sump oil pan features: a kick out pouch that starts at the pan rail and goes to the bottom of the pan, .100" aluminum, access holes for mounting, three -12 o-ring ports that the top right side of pan, an inspection hole, a louvered windage tray and a drain plug.

No pan gasket required.

Will clear a mechanical fuel pump.

Starter: Reverse mounted

Dimensions: 6" deep on right side and 4 ½" deep on left side



PRO171R3	SBC 1957-1985 with three -12 ports on top right side	\$734.25
-----------------	--	-----------------

PRO171L3OR and PRO171R3OR

Use: Off-road

This dry sump oil pan features: a kick out pouch that starts at the pan rail and goes to the bottom of the pan, .100" aluminum, access holes for mounting, three -10 o-ring ports that exit bottom left or right side of pan, an inspection hole, a louvered windage tray and a drain plug. No pan gasket required.

Will clear a mechanical fuel pump.

Starter: Mini-starter

Dimensions: 5 ¾" deep on right side and 4 ¼" deep on left side

PRO171L3OR	SBC 1957-1985 with three -10 ports on bottom left side for off-road	\$835.18
PRO171R3OR	SBC 1957-1985 with three -10 ports on bottom right side for off-road	\$835.18



PRO172 Series

Use: Asphalt circle track (late model)

This dry sump oil pan features: a kick out pouch that starts at the pan rail and goes to the bottom of the pan, .100" aluminum, access holes for mounting, three -12 o-ring ports that exit the left or right side of the pan, an inspection hole and a drain plug. No pan gasket required.

Will clear a mechanical fuel pump.

Starter: Reverse mounted

Dimensions: 4 ¼" deep and 3 7/8" deep in front

PRO172L3A	SBC 1957-1985 with three -12 ports on bottom left side	\$747.18
PRO172R3A	SBC 1957-1985 with three -12 ports on top right side	\$747.18



PRO173F2

Use: Circle track

This dry sump oil pan features: a kick out pouch that starts at the pan rail and goes to the bottom of the pan, .100" aluminum, access holes for mounting, two -12 o-ring ports that exit the front right side of the pan, an inspection hole, a louvered windage tray and a drain plug.

No pan gasket required.

Will clear a mechanical fuel pump.

Starter: Reverse mounted

Dimensions: 6" deep on right side and 4 ½" deep on left side



PRO173F2

SBC 1986-2003 with two -12 ports on front right side

\$714.73

PRO173 Series

Use: Circle track

This dry sump oil pan features: a kick out pouch that starts at the pan rail and goes to the bottom of the pan, .100" aluminum, access holes for mounting, three -12 o-ring ports on the left or right side of the pan, an inspection hole, a louvered windage tray and a drain plug.

No pan gasket required.

Will clear a mechanical fuel pump.

Starter: Reverse mounted

Dimensions: 6" deep on right side and 4 ½" deep on left side

PRO173L3A

SBC 1986-2003 with three -12 ports on bottom left side for asphalt

\$747.18

PRO173R3

SBC 1986-2003 with three -12 ports on top right side

\$734.25

PRO173R3A

SBC 1986-2003 with three -12 ports on top right side for asphalt

\$747.18



PRO174 Series**Use:** Asphalt circle track

This dry sump oil pan features: a kick out pouch that starts at the pan rail and goes to the bottom of the pan, .100” aluminum, access holes for mounting, three -12 o-ring ports that exit left or right side of the pan, an inspection hole and a drain plug.

No pan gasket required.

Will clear a mechanical fuel pump.

Starter: Reverse mounted

Dimension: 4" H

PRO174L3A	SBC 1957-1985 with three -12 ports on bottom left side	\$747.18
PRO174R3A	SBC 1957-1985 with three -12 ports on top right side	\$747.18

PRO175R3**Use:** Circle track

This dry sump oil pan features: a kick out pouch that starts at the pan rail and goes to the bottom of the pan, .100” aluminum, access holes for mounting, three -12 o-ring ports that exit the top right side of the pan, an inspection hole, a louvered windage tray and a drain plug.

No pan gasket required.

Will clear a mechanical fuel pump.

Dimensions: 5 ½” deep on right side and 4 ½” deep on left side

PRO175R3	SBC 1957-1985 with three -12 ports on top right side	\$747.18
-----------------	--	-----------------

PRO1002 and PRO1003

Use: Circle track


This dry sump oil pan features: a double kick out that is 45% larger by volume than our PRO170 pan, an extra kick out on the left side that frees up 15-20 horsepower, two or three -12 o-ring ports that exit the top right side of the pan, mounting plates and a louvered windage tray.

It requires the removal of block material on the block and changing the mounting holes on the left side of the block (see page 42).

Starter: Reverse mounted

Dimension: 5 ¾" H

PRO1002	SBC 1957-1985 with two -12 o-ring ports on top right side	\$747.18
PRO1003	SBC 1957-1985 with three -12 o-ring ports on top right side	\$747.18



PRO1010 and PRO1013

Use: Circle track

This dry sump oil pan features: a double kick out that is 45% larger by volume than our PRO170 pan, an extra kick out on the left side that frees up 15-20 horsepower, two or three -12 o-ring ports that exit the front right side of the pan, mounting plates and a louvered windage tray.

It requires the removal of block material on the block and changing the mounting holes on the left side of the block (see page 42).

Starter: Reverse mounted

Dimension: 5 ¾" H

PRO1010	SBC 1957-1985 with two -12 o-ring ports on front	\$753.78
PRO1013	SBC 1957-1985 with three -12 o-ring ports on front	\$753.78



PRO180F2

Use: Circle track

This dry sump oil pan features: a kick out pouch that starts at the pan rail and goes to the bottom of the pan, .100” aluminum, access holes for mounting the right side pan bolts, two -12 o-ring ports that exit the front right side of the pan, an inspection hole, a louvered windage tray and a drain plug.

No pan gasket required.

Will clear a mechanical fuel pump.

Starter: Reverse mounted

Dimensions: 5 ½” deep on right side and 4 ¼” deep on left side

PRO180F2 Dart SBC with spread rails and two -12 ports on front right side **\$714.73**

PRO180 Series

Use: Circle track

This dry sump oil pan features: a kick out pouch that starts at the pan rail and goes to the bottom of the pan, .100” aluminum, access holes for mounting the right side pan bolts, three -12 o-ring ports that exit the top right side of the pan, an inspection hole, a louvered windage tray and a drain plug.

No pan gasket required.

Will clear a mechanical fuel pump.

Starter: Reverse mounted

Dimensions:

PRO180R3 is 5 ½” deep on right side and 4 ¼” deep on left side

PRO180R3A is 5 ½” deep on right side and 3 7/8” deep on left side

PRO180R3 Dart SBC with spread rails and three -12 ports on top right side **\$734.25**

PRO180R3A Dart SBC with spread rails & three -12 ports on top right for asphalt **\$747.18**



PRO181L3OR

Use: Off-road

This dry sump oil pan features: a kick out pouch that starts at the pan rail and goes to the bottom of the pan, .100” aluminum, access holes for mounting, three -10 o-ring ports on left side, an inspection hole, a louvered windage tray, a notch for a front mini-starter and a drain plug.

No pan gasket required.

It will clear a mechanical fuel pump.

Starter: Mini-starter

Dimension: 5 5/8” deep

PRO181L3OR Dart SBC with spread rails & (3) -10 ports on bottom left for off-road **\$835.18**



PRO181L4OR

Use: Off-road

This dry sump oil pan features: a kick out pouch that starts at the pan rail and goes to the bottom of the pan, .100” aluminum, access holes for mounting, ¼” pipes on left side, an inspection hole, a louvered windage tray, a notch for a front mini-starter and a drain plug.

No pan gasket required.

It will clear a mechanical fuel pump.

Starter: Mini-starter

Dimension: 5 5/8” deep

PRO181L4OR Dart SBC with spread rails & (4) ½” pipes on bottom left for off-road **\$873.95**

PRO181R20

Use: Off-road

This dry sump oil pan features: a kick out pouch that starts at the pan rail and goes to the bottom of the pan, .100" aluminum, access holes for mounting, two -10 o-ring ports that exit the bottom right side of pan, a notch for a front mini-starter, an inspection hole, a louvered windage tray and a drain plug.

No pan gasket required.

Will clear a mechanical fuel pump.

Starter: Mini-starter

Dimension: 4 7/8" H



PRO181R20 Dart SBC with spread rails & two -10 ports on right side for off-road **\$817.03**

PRO181R3 Series

Use: Circle track

This dry sump oil pan features: a kick out pouch that starts at the pan rail and goes to the bottom of the pan, .100" aluminum, access holes for mounting, three -12 o-ring ports that exit top right side of pan, an inspection hole, a louvered windage tray and a drain plug.

No pan gasket required.

Will clear a mechanical fuel pump.

Starter: Reverse mounted

Dimensions: 6" deep on right side and 4 1/2" deep on left side

PRO181R3 Dart SBC with spread rails and three -12 ports on top right side **\$734.25**

PRO181R3A Dart SBC with spread rails & three -12 ports on top right for asphalt **\$753.78**



PRO182 Series

Use: Asphalt circle track

This dry sump oil pan features: a kick out pouch that starts at the pan rail and goes to the bottom of the pan, .100” aluminum, access holes for mounting the right side pan bolts, three -12 o-ring ports that exit the left or right side of the pan, an inspection hole and a drain plug.

No pan gasket required.

It will clear a mechanical fuel pump.

Starter: Reverse mounted

Dimensions: 4 ¼” deep on left side and 3 7/8” deep in front

PRO182L3A	Dart SBC with spread rails & three -12 ports on left for asphalt	\$747.18
PRO182R3A	Dart SBC with spread rails & three -12 ports on top right for asphalt	\$747.18



PRO183R3

Use: Dirt circle track

This dry sump oil pan features: a kick out pouch that starts at the pan rail and goes to the bottom of the pan, .100” aluminum, access holes for mounting the right side pan bolts, three -12 o-ring ports that exit the top right back half of the pan, an inspection hole, a louvered windage tray and a drain plug.

No pan gasket required.

It will clear a mechanical fuel pump.

Starter: Reverse mounted

Dimensions: 5 ½” H

PRO183R3	Dart SBC with spread rails and three -12 ports on top right side	\$734.25
-----------------	--	-----------------

ALUMINUM DRY SUMP OIL PANS – DART SMALL BLOCK CHEVROLET

PRO3003

Use: Circle track

This dry sump oil pan features: a double kick out that is 45% larger by volume than our PRO180 pan, an extra kick out on the left side that frees up 15-20 horsepower, three -12 female port fittings that exit the top right side of the kick out, mounting plates and a louvered windage tray.

You will need to relocate the four main mounting holes. Follow steps 2, 3, and 9 on page 42.

Dimension: 5 ¾" H

PRO3003

Dart SBC with spread rails & three -12 o-ring ports on right

\$766.70



ALUMINUM DRY SUMP OIL PANS – SMALL BLOCK MOPAR

PRO340R3 and PRO360R3

Use: Dirt circle track

This dry sump oil pan features: a kick out pouch that starts at the pan rail and goes to the bottom of the pan, .100" aluminum, access holes for mounting, three -12 o-ring ports that exit the top right side of the pan, an inspection hole, a louvered windage tray and a drain plug.

No pan gasket required.

It will clear a mechanical fuel pump.

Starter: Reverse mounted

Dimensions: 6" deep on right side and 4 ½" deep on left side

PRO340R3

Small Block Mopar 318 & 340 with three -12 ports on right side

\$798.88

PRO360R3

Small Block Mopar 360 with three -12 ports on right side

\$798.88

PRO6003 and PRO7003

Use: Dirt circle track

This dry sump oil pan features: three -12 o-ring ports that exit the upper right rear of the pan, an inspection hole, a louvered windage tray and a drain plug.

Dimensions: 5 ½” deep and 4 ¼” deep in front

PRO6003	Small Block Ford 302 with three -12 ports on right side	\$734.25
PRO7003	Small Block Ford 351W with three -12 ports on right side	\$734.25



PRO6003A and PRO7003A

Use: Asphalt circle track

This dry sump oil pan features: three -12 o-ring ports that exit the upper right rear of the pan, an inspection hole, a notch to clear the front cross member, a louvered windage tray and a drain plug.

Dimensions: 5 ½” deep and 3 ¾” deep in front

PRO6003A	Small Block Ford 302 with (3) -12 ports on right for asphalt	\$773.03
PRO7003A	Small Block Ford 351W with (3) -12 ports right for asphalt	\$773.03




PRO6003OR and PRO7003OR

Use: Off-road

This dry sump oil pan features: three -10 o-ring ports that exit the upper right rear of the pan, an inspection hole, a notch to clear front mount starter, a louvered windage tray and a drain plug.

Dimensions: 5” deep and 4” deep in front

PRO6003OR	Small Block Ford 302 with (3) -10 ports right for off-road	\$835.18
PRO7003OR	Small Block Ford 351W with (3) -10 ports right for off-road	\$835.18



PRO6009 Series

Use: Asphalt circle track

This dry sump oil pan features: three -12 o-ring ports that exit the upper right or left side of the pan, an inspection hole, a notch in front, more ground clearance and a drain plug.

Dimensions: 4” deep and 3 7/8” deep in front

PRO6009A	Small Block Ford 302 with (3) -12 ports right for asphalt	\$773.03
PRO6009L3A	Small Block Ford 302 with (3) -12 ports on left for asphalt	\$773.03

PRO6010A, PRO6010L3A, PRO7010A and PRO7010L3A

Use: Asphalt circle track

This dry sump oil pan features: three -12 o-ring ports that exit the upper right or left side of the pan, an inspection hole, a notch to clear the front cross member and a drain plug.

Dimensions: 4 ½” deep and 3 ¾” deep in front

PRO6010A	Small Block Ford 302 with (3) -12 ports right for asphalt	\$773.03
PRO6010L3A	Small Block Ford 302 with (3) -12 ports on left for asphalt	\$773.03
PRO7010A	Small Block Ford 351W with (3) -12 ports right for asphalt	\$773.03
PRO7010L3A	Small Block Ford 351W with (3) -12 ports left for asphalt	\$773.03



PRO7010

Use: Dirt circle track

This dry sump oil pan features: three -12 o-ring ports that exit the upper right side of the pan, an inspection hole and a drain plug.

Dimensions: 4 ½” deep and 3 7/8” deep in front

PRO7010	Small Block Ford 351W with (3) -12 ports on right for dirt	\$734.25
----------------	--	-----------------



INSTALLATION INSTRUCTIONS FOR PRO SERIES OIL PANS

Step 1: Fill all 1/4" holes and the dipstick hole on driver's side pan rail with steel or epoxy. Allow to dry.

Step 2: Locate the pan rail adapters #85102 and #85103 and mount them using the hole 1, 2, 3, and 4. These are the locating holes only. Final assembly uses holes 5, 6, 7, and 8.

Step 3: Drill the new .266" hole for 5, 6, 7, and 8 (Tap size for 5/16 - 18 bolt).

Step 4: Drill holes 9, 10, 11, 12, and 13 with a .209" drill (Tap size for 1/4 - 20 bolt).

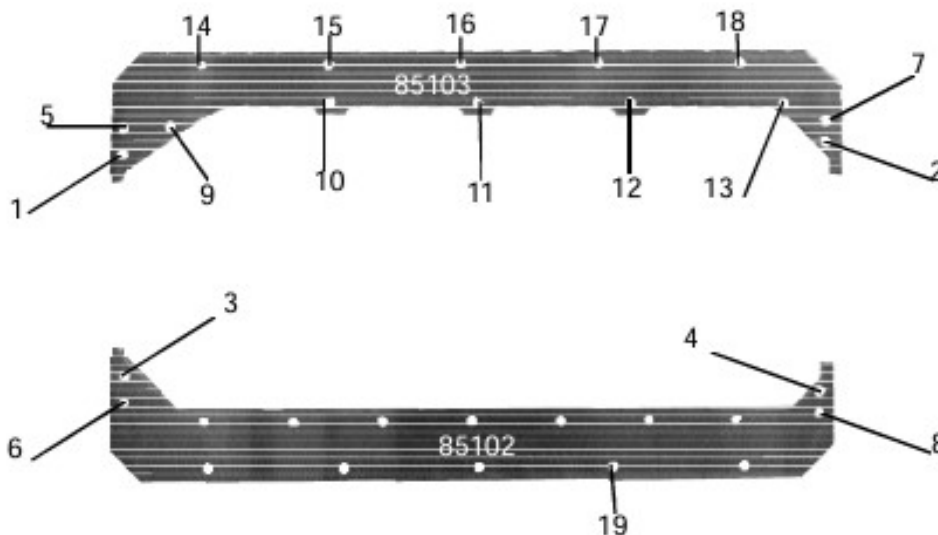
Step 5: Take the pan rail adapters off and remove part of the block where the dipstick notch is. There should be clearance for the nut which goes through holes 17 or 19 if your block is a 1980 through 1986.

Step 6: Tap drilled holes 5 through 13.

Step 7: Bolt the driver side pan rail adapter #85103 on and use as a guide to cut away the cast iron at about a 33 degree angle. Removing the aluminum from the pan rail adapter is okay.

Step 8: Tap and plug the oil galley holes for the remote filter.

Step 9: Use a thin layer of silicone gasket maker to assemble pan to race engine.



CP40 Series

Use: Dirt circle track (hobby stock), road race, street or strip

This wet sump oil pan features: a stock appearance, one 6” trapdoor, one crank scraper, a removable horsepower saving louvered windage tray and a clear zinc finish.

Will fit all chassis.

NHRA approved.

Oil capacity: 5 quarts with filter

Dipstick: Factory

Dimension: 7 ½” H

CP40	Small Block Chevrolet 1957-1979 with left side dipstick	\$225.32
CP40R	Small Block Chevrolet 1979-1985 with right side dipstick	\$225.32
CP40RB	Small Block Chevrolet 1986-2003 with louvered tray	\$225.32

Pickups:

40SB	5/8” x 7 ½” deep pickup for M-55HV and 10550 series	\$39.33
50SB	5/8” x 7 ½” deep pickup for M-55 and 10553 series	\$39.33
51SB	¾” x 7 ½” deep pickup for M155 and 10554 series	\$42.90

Tray:

WS40	Louvered windage tray	\$24.75
------	-----------------------	----------------

Options:

OPTION-1	¾” inspection hole installed	\$10.40
OPTION-3	1” inspection hole installed	\$19.67



CP50 Series

Use: Circle track, marine, road race, street or strip

This wet sump oil pan features: one 6" trapdoor, one crank scraper, two runners and a clear zinc finish.

Will **not** fit stock front cross member chassis unless you re-work the crossmember.

Oil capacity: 7 quarts with filter

Dipstick: Factory

Starter: Stock

Dimensions: 12" L x 7 3/4" W x 7 3/4" H

CP50	Small Block Chevrolet 1957-1979 with left side dipstick	\$222.11
CP50LT	Small Block Chevrolet 1957-1979 with louvered tray	\$238.53
CP50LTR	Small Block Chevrolet 1979-1985 with louvered tray	\$238.53
CP50LTRB	Small Block Chevrolet 1986-2003 with louvered tray	\$238.53
CP50R	Small Block Chevrolet 1979-1985 with right side dipstick	\$222.11
CP50RB	Small Block Chevrolet 1986-2003	\$222.11

Pickups:

50BB	3/4" x 7 3/4" deep pickup M-77HV, M-99HV, 10770 & 10990	\$42.90
50SB	5/8" x 7 3/4" deep pickup for M-55HV and 10550 series	\$39.33
51SB	3/4" x 7 3/4" deep pickup for M155HV and 10551 series	\$42.90
52SB	3/4" x 7 3/4" deep pickup for 10552 series and 10555 series	\$42.90
60SB	5/8" x 7 3/4" deep pickup for M-55 and 10553 series	\$39.33
61SB	5/8" x 7 3/4" deep pickup for M155 and 10554 series	\$39.33

Tray:

LT-2	Louvered windage tray	\$42.90
------	-----------------------	----------------



CP55 Series

Use: Dirt circle track (street stock)

This wet sump oil pan features: a kick out on the right side, three trapdoors, one crank scraper, an oil check level plug and a clear zinc finish or black powder coated finish (CP55LTRB-BLK).

Ideal for stock front stub cars with the stock engine location.

Oil capacity: 8 quarts with filter

Starter: Stock or mini-starter

Dimensions: 9 ½" L x 11" W x 8" H

CP55	Small Block Chevrolet 1957-1985 with 2 piece rear main seal	\$238.35
CP55-1	Small Block Chevrolet 1957-1985 with 2 piece & ¾" inspection hole	\$248.76
CP55LT	Small Block Chevrolet 1957-1985 with 2 piece and louvered tray	\$255.06
CP55LT-1	Small Block Chevrolet 1957-1985 with 2 piece, tray & inspection	\$265.47
CP55LTRB	Small Block Chevrolet 1986-2003 with 1 piece and louvered tray	\$255.06
CP55LTRB-1	Small Block Chevrolet 1986-2003 with 1 piece, tray & inspection	\$265.47
CP55LTRB-BLK	Small Block Chevrolet 1986-2003 with 1 piece, tray and black	\$255.06
CP55RB	Small Block Chevrolet 1986-2003 with 1 piece rear main seal	\$238.35
CP55RB-1	Small Block Chevrolet 1986-2003 with 1 piece & ¾" inspection	\$248.76

Pickups:

80SB	5/8" x 8" deep pickup for M-55HV and 10550 series	\$42.90
80BB	¾" x 8" deep pickup for M-77HV, M-99HV, 10770 & 10990	\$42.90
1002SB	¾" x 8" deep pickup for M155HV and 10551 series	\$42.90
1004SB	¾" x 8" deep pickup for 10552 series and 10555 series	\$42.90
1010SB	¾" x 8" deep pickup for M155 and 10554 series	\$53.63
1029SB	¾" x 8" deep pickup for SBC140XVDF	\$53.63
1030SB	¾" x 8" deep pickup for M-55 and 10553 series	\$42.90

Dipstick:

JR131	Dipstick assembly for Small Block Chevrolet, Ford and Mopar	\$30.24
--------------	---	----------------



CP56LT

Use: Dirt circle track (street stock)

This wet sump oil pan features: a kick out on the right side, three trapdoors, one crank scraper, an oil check level plug, a removable horsepower saving louvered windage tray and a clear zinc finish.

Ideal for stock front stub cars with the stock engine location.

Oil capacity: 6 quarts with filter

Starter: Stock or mini-starter

Dimensions: 9 1/2" L x 11" W x 7" H

CP56LT Small Block Chevrolet 1957-1985 with 2 piece rear main **\$243.92**

Pickups:

100SB	5/8" x 7" deep pickup for M-55HV and 10550 series	\$42.90
100BB	3/4" x 7" deep pickup for M-77HV, M-99HV, 10770 & 10990	\$42.90
1001SB	3/4" x 7" deep pickup for M155HV and 10551 series	\$42.90
1003SB	3/4" x 7" deep pickup for 10552 series and 10555 series	\$42.90
1009SB	5/8" x 7" deep pickup for M-55 and 10553 series	\$42.90
1012SB	3/4" x 7" deep pickup for M155 and 10554 series	\$53.63
1025SB	3/4" x 7" deep pickup for SBC140XVDF	\$53.63

Dipstick:

JR131 Dipstick assembly for SB Chevrolet, Ford and Mopar **\$30.24**

Tray:

LT-1 Louvered windage tray **\$42.90**



CP57 Series

Use: Dirt circle track (super stock or midwest modified)

This wet sump oil pan features: a kick out on the right side, three trapdoors, one crank scraper and a clear zinc finish.

Oil capacity: 7 quarts with filter

Starter: Stock or mini-starter

Dimensions: 12" L x 11" W x 7" H

CP57	Small Block Chevrolet 1957-1985 with two piece rear main seal	\$234.19
CP57-1	Small Block Chevrolet 1957-1985 with ¾" inspection hole	\$244.59
CP57LT	Small Block Chevrolet 1957-1985 with louvered windage tray	\$250.62
CP57LT-1	Small Block Chevrolet 1957-1985 with tray & ¾" inspection hole	\$261.02
CP57LTRB	Small Block Chevrolet 1986-2003 with louvered windage tray	\$250.62
CP57LTRB-1	Small Block Chevrolet 1986-2003 with tray & ¾" inspection hole	\$261.02
CP57RB	Small Block Chevrolet 1986-2003 with one piece rear main seal	\$234.19
CP57RB-1	Small Block Chevrolet 1986-2003 with ¾" inspection hole	\$244.59

Pickups:

100SB	5/8" x 7" deep pickup for M-55HV and 10550 series	\$42.90
100BB	¾" x 7" deep pickup for M-77HV, M-99HV, 10770 and 10990	\$42.90
1001SB	¾" x 7" deep pickup for M155HV and 10551 series	\$42.90
1003SB	¾" x 7" deep pickup for 10552 series and 10555 series	\$42.90
1009SB	5/8" x 7" deep pickup for M-55 and 10553 series	\$42.90
1012SB	¾" x 7" deep pickup for M155 and 10554 series	\$53.63
1025SB	¾" x 7" deep pickup for SBC140XVDF	\$53.63

Dipstick:

JR131	Dipstick assembly for Small Block Chevrolet, Ford and Mopar	\$30.24
-------	---	----------------

Tray:

LT-1	Louvered windage tray	\$42.90
------	-----------------------	----------------

Option:

OPTION-3	1" inspection hole installed	\$19.67
----------	------------------------------	----------------



CP60 Series

Use: Street or strip

This wet sump oil pan features: a "T" style sump, one 6" trapdoor, one crank scraper and a clear zinc finish.

Will **not** fit most front cross member chassis without re-working or spacing the motor up.

Oil capacity: 8 quarts with filter

Dipstick: Factory

Starter: Stock

Dimensions: 9 1/2" L x 10 1/2" W x 8" H

CP60	Small Block Chevrolet 1957-1979 with left side dipstick	\$220.36
CP60LT	Small Block Chevrolet 1957-1979 with louvered tray	\$237.18
CP60LTR	Small Block Chevrolet 1979-1985 with louvered tray	\$237.18
CP60LTRB	Small Block Chevrolet 1986-2003 with louvered tray	\$237.18
CP60LTRBHD	Small Block Chevrolet 1986-2003 with tray and 14 gauge steel	\$248.97
CP60LTRHD	Small Block Chevrolet 1979-1985 with tray and 14 gauge steel	\$248.97
CP60R	Small Block Chevrolet 1979-1985 with right side dipstick	\$220.36
CP60RB	Small Block Chevrolet 1986-2003 with louvered tray	\$220.36

Pickups:

60SB	5/8" x 8" deep pickup for M-55HV and 10550 series	\$39.33
60BB	3/4" x 8" deep pickup for M-77HV, M-99HV, 10770 & 10990	\$42.90
61SB	3/4" x 8" deep pickup for M155HV and 10551 series	\$42.90
63SB	3/4" x 8" deep pickup for M-55 and 10553 series	\$39.33
64SB	3/4" x 8" deep pickup for M155 and 10554 series	\$39.33
1007SB	3/4" x 8" deep pickup for 10552 series and 10555 series	\$53.63

Tray:

LT-2	Louvered windage tray	\$42.90
-------------	-----------------------	----------------



CP62 Series

Use: Street or strip

This wet sump oil pan features: a notch in the left front corner to clear the differential, a louvered windage tray one crank scraper and a clear zinc finish.

Designed for the Chevrolet S-10 or GMC Sonoma conversion.

Will fit in a Chevrolet Nova.

Must use JR131 dipstick.

Oil capacity: 5 quarts with filter

Dimensions: 7" L x 7 3/4" W x 8" H

CP62	Small Block Chevrolet 1957-1985 with 2 piece rear main	\$238.23
CP62RB	Small Block Chevrolet 1986-2003 with 1 piece rear main	\$238.23

Pickups:

60SB	5/8" x 8" deep pickup for M-55HV and 10550 series	\$39.33
60BB	3/4" x 8" deep pickup M-77HV, M-99HV, 10770 & 10990	\$42.90
61SB	3/4" x 8" deep pickup for M155HV and 10551 series	\$42.90
63SB	3/4" x 8" deep pickup for M-55 and 10553 series	\$39.33
64SB	3/4" x 8" deep pickup for M155 and 10554 series	\$39.33
1007SB	3/4" x 8" deep pickup for 10552 series and 10555 series	\$53.63

Dipstick:

JR131	Dipstick assembly for SB Chevrolet, Ford and Mopar	\$30.24
-------	--	----------------

Tray:

LT-2	Louvered windage tray	\$42.90
------	-----------------------	----------------



CP64LT Series

Use: Street or strip

This wet sump oil pan features: a "T" style sump, a stock core to give you more chassis clearance, one 6" trapdoor, one crank scraper, a removable horsepower saving louvered windage tray and a clear zinc finish.

Will fit in a Chevrolet Camaro or Chevelle.

Oil capacity: 7 quarts with filter

Dipstick: Factory

Starter: Stock

Dimensions: 9 1/2" L x 10 1/2" W x 8" H

CP64LT	Small Block Chevrolet 1957-1979 with left side dipstick	\$310.29
CP64LTR	Small Block Chevrolet 1979-1985 with right side dipstick	\$310.29
CP64LTRB	Small Block Chevrolet 1986-2003 with 1 piece rear main	\$310.29

Pickups:

60SB	5/8" x 8" deep pickup for M-55HV and 10550 series	\$39.33
60BB	3/4" x 8" deep pickup for M-77HV, M-99HV, 10770 & 10990	\$42.90
61SB	3/4" x 8" deep pickup for M155HV and 10551 series	\$42.90
63SB	3/4" x 8" deep pickup for M-55 and 10553 series	\$39.33
64SB	3/4" x 8" deep pickup for M155 and 10554 series	\$39.33
1007SB	3/4" x 8" deep pickup for 10552 series and 10555 series	\$53.63

Tray:

LT-18	Louvered windage tray	\$42.90
-------	-----------------------	----------------



CP80 Circle Track Series

Use: Dirt circle track (street stock)

This wet sump oil pan features: four trapdoors, one crank scraper, two runners, an oil temp fitting, an oil check level plug and a clear zinc finish.

Ideal for stock cars with cross members or rear steer linkage.

Oil capacity: 8 quarts with filter

Starter: Stock or mini-starter

Dimensions: 9 ½" L x 14" W x 8" H

CP80	Small Block Chevrolet 1957-1985 with 2 piece rear main seal	\$268.05
CP80-1	Small Block Chevrolet 1957-1985 with 2 piece & ¾" inspection hole	\$278.45
CP80-3	Small Block Chevrolet 1957-1985 with 2 piece & 1" inspection hole	\$287.72
CP80LT	Small Block Chevrolet 1957-1985 with 2 piece and louvered tray	\$284.09
CP80LT-1	Small Block Chevrolet 1957-1985 with 2 piece, tray & ¾" inspection	\$294.49
CP80LT-3	Small Block Chevrolet 1957-1985 with 2 piece, tray & 1" inspection	\$303.76
CP80LTRB	Small Block Chevrolet 1986-2003 with 1 piece and louvered tray	\$284.09
CP80LTRB-1	Small Block Chevrolet 1986-2003 with 1 piece, tray & ¾" inspection	\$294.49
CP80RB	Small Block Chevrolet 1986-2003 with 1 piece rear main seal	\$268.05

Pickups:

80SB	5/8" x 8" deep pickup for M-55HV and 10550 series	\$42.90
80BB	¾" x 8" deep pickup for M-77HV, M-99HV, 10770 and 10990	\$42.90
1002SB	¾" x 8" deep pickup for M155HV and 10551 series	\$42.90
1004SB	¾" x 8" deep pickup for 10552 series and 10555 series	\$42.90
1010SB	¾" x 8" deep pickup for M155 and 10554 series	\$53.63
1029SB	¾" x 8" deep pickup for SBC140XVDF	\$53.63
1030SB	¾" x 8" deep pickup for M-55 and 10553 series	\$42.90

Dipstick:

JR131	Dipstick assembly for Small Block Chevrolet, Ford and Mopar	\$30.24
--------------	---	----------------

Tray:

LT-1	Louvered windage tray	\$42.90
-------------	-----------------------	----------------



CP80 Road Race Series

Use: Road race, street or strip

This wet sump oil pan features: five trapdoors, three crank scrapers, two runners, an oil temp fitting, an oil check level plug, a removable horsepower saving louvered windage tray and a clear zinc finish.

Ideal for cars with stock cross members or rear steer linkage.

Oil capacity: 8 quarts with filter

Starter: Stock or mini-starter

Dimensions: 9 ½" L x 14" W x 8" H

CP80LT-RR	Small Block Chevrolet 1957-1985 with tray for road race	\$289.63
CP80LTRB-RR	Small Block Chevrolet 1986-2003 with tray for road race	\$289.63

Pickups:


60SB	5/8" x 8" deep pickup for M-55HV and 10550 series	\$39.33
60BB	¾" x 8" deep pickup M-77HV, M-99HV, 10770 & 10990	\$42.90
61SB	¾" x 8" deep pickup for M155HV and 10551 series	\$42.90
63SB	5/8" x 8" deep pickup for M-55 and 10553 series	\$39.33
64SB	¾" x 8" deep pickup for M155 and 10554 series	\$42.90
1007SB	¾" x 8" deep pickup for 10552 series and 10555 series	\$53.63

Dipstick:

JR131	Dipstick assembly for SB Chevrolet, Ford and Mopar	\$30.24
-------	--	----------------

Tray:

LT-1	Louvered windage tray	\$42.90
------	-----------------------	----------------



CP80KO

Use: Dirt circle track (street stock)

This wet sump oil pan features: a kick out that runs the length of the oil pan, four trapdoors, one crank scraper, two runners, an oil temp fitting, an oil check level plug, a removable horsepower saving louvered windage tray and a clear zinc finish.

Ideal for stock cars with cross members or rear steer linkage.

Oil capacity: 8 quarts with filter

Starter: Stock or mini-starter

Dimensions: 9 1/2" L x 14" W x 8" H

CP80KO Small Block Chevrolet 1957-1985 with 2 piece rear main **\$292.46**

Pickups:

80SB	5/8" x 8" deep pickup for M-55HV and 10550 series	\$42.90
80BB	3/4" x 8" deep pickup M-77HV, M-99HV, 10770 & 10990	\$42.90
1002SB	3/4" x 8" deep pickup for M155HV and 10551 series	\$42.90
1004SB	3/4" x 8" deep pickup for 10552 series and 10555 series	\$42.90
1010SB	3/4" x 8" deep pickup for M155 and 10554 series	\$53.63
1029SB	3/4" x 8" deep pickup for SBC140XVDF	\$53.63
1030SB	3/4" x 8" deep pickup for M-55 and 10553 series	\$42.90

Dipstick:

JR131 Dipstick assembly for SB Chevrolet, Ford and Mopar **\$30.24**

Tray:

LTKO Louvered windage tray **\$51.70**



CP81KO Circle Track Series

Use: Dirt circle track (street stock)

This wet sump oil pan features: a kick out that goes all the way to the block, three access plugs on the right side for mounting, four trapdoors, a sump tray, an oil temp sender port, a 3/4" inspection hole, a removable louvered windage tray that covers 160 degrees of the crank rotation and a clear zinc finish.

Ideal for cars with stock cross members or rear steer linkage.

Oil capacity: 8 quarts with filter

Starter: Mini-starter for a 168 flywheel

Dimensions: 9 1/2" L x 14" W x 8" H

CP81KO	Small Block Chevrolet 1957-1985 with kick out	\$377.10
CP81KORB	Small Block Chevrolet 1986-2003 with kick out	\$377.10

Pickups:

1020SB	5/8" x 8" deep pickup for M-55HV and 10550 series	\$52.80
1021SB	3/4" x 8" deep pickup for 10552 series and 10555 series	\$52.80
1022SB	3/4" x 8" deep pickup for M155HV and 10551 series	\$52.80
1023SB	5/8" x 8" deep pickup for M-55 and 10553 series	\$52.80
1024SB	3/4" x 8" deep pickup for M155 and 10554 series	\$52.80

Dipstick:

JR131	Dipstick assembly for SB Chevrolet, Ford and Mopar	\$30.24
-------	--	----------------

Tray:

LT-10	Louvered windage tray	\$51.70
-------	-----------------------	----------------



CP81KO Road Race Series

Use: Road race, street or strip

This wet sump oil pan features: a kick out that goes all the way to the block, three access plugs on the right side for mounting, five trapdoors, two runners, a sump tray, an oil temp sender port, a 3/4" inspection hole, a removable louvered windage tray that covers 160 degrees of the crank rotation and a clear zinc finish.

Ideal for cars with stock cross members or rear steer linkage.

Oil capacity: 8 quarts with filter

Starter: Mini-starter for a 168 flywheel

Dimensions: 9 1/2" L x 14" W x 8" H

CP81KO-RR	Small Block Chevrolet 1957-1985 with KO for road race	\$383.37
CP81KORB-RR	Small Block Chevrolet 1986-2003 with KO for road race	\$383.37

Pickups:

60SB	5/8" x 8" deep pickup for M-55HV and 10550 series	\$39.33
61SB	3/4" x 8" deep pickup for M155HV and 10551 series	\$42.90
63SB	5/8" x 8" deep pickup for M-55 and 10553 series	\$39.33
64SB	3/4" x 8" deep pickup for M155 and 10554 series	\$42.90
1007SB	3/4" x 8" deep pickup for 10552 series and 10555 series	\$53.63

Dipstick:

JR131	Dipstick assembly for SB Chevrolet, Ford and Mopar	\$30.24
-------	--	----------------

Tray:

LT-10	Louvered windage tray	\$51.70
-------	-----------------------	----------------



CP100 Circle Track Series

Use: Dirt circle track (super stock or midwest modified)

This wet sump oil pan features: six trapdoors, three crank scrapers, two runners, an oil temp fitting, an oil check level plug and a clear zinc finish or a powder coated black finish (CP100LTRB-BLK).

Designed around the Chevrolet Camaro front stub with the engine set back.

Oil capacity: 8 quarts with filter

Starter: Stock or mini-starter

Dimensions: 12" L x 14" W x 7" H

CP100	Small Block Chevrolet 1957-1985 with two piece rear main seal	\$271.80
CP100-1	Small Block Chevrolet 1957-1985 with ¾" inspection hole	\$282.21
CP100-3	Small Block Chevrolet 1957-1985 with 1" inspection hole	\$291.47
CP100LT	Small Block Chevrolet 1957-1985 with louvered windage tray	\$287.85
CP100LT-1	Small Block Chevrolet 1957-1985 with tray & ¾" inspection hole	\$298.25
CP100LT-3	Small Block Chevrolet 1957-1985 with tray & 1" inspection hole	\$307.52
CP100LTRB	Small Block Chevrolet 1986-2003 with louvered windage tray	\$287.85
CP100LTRB-1	Small Block Chevrolet 1986-2003 with tray & ¾" inspection hole	\$298.25
CP100LTRB-BLK	Small Block Chevrolet 1986-2003 with windage tray & black	\$287.85
CP100RB	Small Block Chevrolet 1986-2003 with one piece rear main seal	\$271.80

Pickups:

100SB	5/8" x 7" deep pickup for M-55HV and 10550 series	\$42.90
100BB	¾" x 7" deep pickup for M-77HV, M-99HV, 10770 and 10990	\$42.90
1001SB	¾" x 7" deep pickup for M155HV and 10551 series	\$42.90
1003SB	¾" x 7" deep pickup for 10552 series and 10555 series	\$42.90
1009SB	5/8" x 7" deep pickup for M-55 and 10553 series	\$42.90
1012SB	¾" x 7" deep pickup for M155 and 10554 series	\$53.63
1025SB	¾" x 7" deep pickup for SBC140XVDF	\$53.63

Dipstick:

JR131	Dipstick assembly for Small Block Chevrolet, Ford and Mopar	\$30.24
-------	---	----------------



CP100 Road Race Series

Use: Road race, street or strip

This wet sump oil pan features: seven trapdoors, three crank scrapers, two runners, an oil temp fitting, an oil check level plug, a removable horsepower saving louvered windage tray and a clear zinc finish.

Designed around the Chevrolet Camaro front stub with engine set back.

Oil capacity: 8 quarts with filter

Starter: Stock or mini-starter

Dimensions: 12" L x 14" W x 7" H

CP100LT-RR	Small Block Chevrolet 1957-1985 with tray for road race	\$293.22
CP100LTRB-RR	Small Block Chevrolet 1986-2003 with tray for road race	\$293.22

Pickups:


1005SB	5/8" x 7" deep pickup for M-55HV and 10550 series	\$46.75
1006SB	3/4" x 7" deep pickup for M155HV and 10551 series	\$53.63
1013SB	3/4" x 7" deep pickup for M155 and 10554 series	\$53.63
1018BB	3/4" x 7" deep pickup M-77HV, M-99HV, 10770 & 10990	\$53.63
1019SB	5/8" x 7" deep pickup for M-55 and 10553 series	\$46.48
1028SB	3/4" x 7" deep pickup for 10552 series and 10555 series	\$53.90

Dipstick:

JR131	Dipstick assembly for SB Chevrolet, Ford and Mopar	\$30.24
-------	--	----------------

Tray:

LT-1	Louvered windage tray	\$42.90
------	-----------------------	----------------



CP100KO Circle Track Series

Use: Dirt circle track (super stock or midwest modified)

This wet sump oil pan features: a kick out that runs the length of the oil pan, six trapdoors, three crank scrapers, two runners, an oil temp fitting, an oil check level plug, a removable horsepower saving louvered windage tray and a clear zinc finish.

Designed around the Chevrolet Camaro front stub with the engine set back.

Oil capacity: 8 quarts with filter

Starter: Mini-starter

Dimensions: 12" L x 14" W x 7" H

CP100KO	Small Block Chevrolet 1957-1985 with kick out	\$310.63
CP100KO-1	Small Block Chevrolet 1957-1985 with KO & 3/4" inspection	\$319.48
CP100KORB	Small Block Chevrolet 1986-2003 with kick out	\$310.63
CP100KORB-1	Small Block Chevrolet 1986-2003 with KO & 3/4" inspection	\$319.48

Pickups:

100SB	5/8" x 7" deep pickup for M-55HV and 10550 series	\$42.90
100BB	3/4" x 7" deep pickup M-77HV, M-99HV, 10770 & 10990	\$42.90
1001SB	3/4" x 7" deep pickup for M155HV and 10551 series	\$42.90
1003SB	3/4" x 7" deep pickup for 10552 series and 10555 series	\$42.90
1009SB	5/8" x 7" deep pickup for M-55 and 10553 series	\$42.90
1012SB	3/4" x 7" deep pickup for M155 and 10554 series	\$53.63
1025SB	3/4" x 7" deep pickup for SBC140XVDF	\$53.63

Dipstick:

JR131	Dipstick assembly for SB Chevrolet, Ford and Mopar	\$30.24
-------	--	----------------

Tray:

LTKO	Louvered windage tray	\$51.70
------	-----------------------	----------------



CP100KO Road Race Series

Use: Road race, street or strip

This wet sump oil pan features: a kick out that runs the length of the pan, seven trapdoors, three crank scrapers, two runners, an oil temp fitting, an oil check level plug, a removable horsepower saving louvered windage tray and a clear zinc finish.

Designed around the Chevrolet Camaro front stub with the engine set back.

Oil capacity: 8 quarts with filter

Starter: Stock or mini-starter

Dimensions: 12" L x 14" W x 7" H

CP100KO-RR	Small Block Chevrolet 1957-1985 with KO for road race	\$371.72
CP100KORB-RR	Small Block Chevrolet 1986-2003 with KO for road race	\$371.72

Pickups:


1005SB	5/8" x 7" deep pickup for M-55HV and 10550 series	\$46.75
1006SB	3/4" x 7" deep pickup for M155HV and 10551 series	\$53.63
1013SB	3/4" x 7" deep pickup for M155 and 10554 series	\$53.63
1018BB	3/4" x 7" deep pickup M-77HV, M-99HV, 10770 & 10990	\$53.63
1019SB	5/8" x 7" deep pickup for M-55 and 10553 series	\$46.48
1028SB	3/4" x 7" deep pickup for 10552 series and 10555 series	\$53.90

Dipstick:

JR131	Dipstick assembly for SB Chevrolet, Ford and Mopar	\$30.24
-------	--	----------------

Tray:

LTKO	Louvered windage tray	\$51.70
------	-----------------------	----------------



CP101KO Series

Use: Dirt circle track (modified, super stock or midwest modified)

This wet sump oil pan features: a kick out that goes all the way to the block, three access plugs on the right side for mounting, six trapdoors, two runners, a sump tray, an oil temp sender port, a 3/4" inspection hole, a removable louvered windage tray that covers 160 degrees of the crank rotation and a clear zinc finish.

Designed for race cars that do **not** have a cross member in the way.

Oil capacity: 8 quarts with filter

Starter: Mini-starter for a 168 flywheel

Dimensions: 13" L x 11 3/4" W x 7" H

CP101KO	Small Block Chevrolet 1957-1985 with kick out	\$430.51
CP101KORB	Small Block Chevrolet 1986-2003 with kick out	\$430.51

Pickups:

100BB	3/4" x 7" deep pickup for M-77HV, M-99HV, 10770 and 10990	\$42.90
1008SB	5/8" x 7" deep pickup for M-55HV and 10550 series	\$42.90
1026BB	3/4" x 7" deep pickup for M155 and 10554 series	\$52.80
1027SB	5/8" x 7" deep pickup for M-55 and 10553 series	\$52.80
1703SB	3/4" x 7" deep pickup for 10552 series and 10555 series	\$53.63
1704SB	3/4" x 7" deep pickup for M155HV and 105551 series	\$53.63
507ST-SB	3/4" x 7" deep pickup and 10550ST pump combination	\$318.45

Dipstick:

JR131	Dipstick assembly for Small Block Chevrolet, Ford and Mopar	\$30.24
-------	---	----------------

Tray:

LT-10	Louvered windage tray	\$51.70
ST-1	Sump tray	\$19.80

Option:

OPTION-3	1" inspection hole installed	\$19.67
----------	------------------------------	----------------



CP101LT Series

Use: Dirt circle track (modified)

This wet sump oil pan features: six trapdoors, two runners, a sump tray, an oil temp sender port, a 3/4" inspection hole, a removable louvered windage tray and a clear zinc finish.

Designed for race cars that have engine set back.

Oil capacity: 9 quarts with filter

Starter: Mini-starter for a 168 or 153 flywheel

Dimensions: 13" L x 11 3/4" W x 7" H

CP101LT	Small Block Chevrolet 1957-1985 with louvered windage tray	\$295.67
CP101LTRB	Small Block Chevrolet 1986-2003 with louvered windage tray	\$295.67

Pickups:

100SB	5/8" x 7" deep pickup for M-55HV and 10550 series	\$42.90
100BB	3/4" x 7" deep pickup for M-77HV, M-99HV, 10770 & 10990	\$42.90
1001SB	3/4" x 7" deep pickup for M155HV and 10551 series	\$42.90
1003SB	3/4" x 7" deep pickup for 10552 series and 10555 series	\$42.90
1009SB	5/8" x 7" deep pickup for M-55 and 10553 series	\$42.90
1012SB	3/4" x 7" deep pickup for M155 and 10554 series	\$53.63
1025SB	3/4" x 7" deep pickup for SBC140XVDF	\$53.63
507ST-SB	3/4" x 7" deep pickup and 10550ST pump combination	\$318.45

Dipstick:

JR131	Dipstick assembly for Small Block Chevrolet, Ford and Mopar	\$30.24
-------	---	----------------

Tray:

LT-1	Louvered windage tray	\$42.90
------	-----------------------	----------------

Option:

OPTION-3	1" inspection hole installed	\$19.67
----------	------------------------------	----------------



CP102KO Series

Use: Dirt circle track (late model or modified)

This wet sump oil pan features: a kick out that goes all the way to the block, three access plugs on the right side for mounting, seven trapdoors, two runners, a sump tray, an oil temp sender port, a 3/4" inspection hole, a removable louvered windage tray that covers 160 degrees of the crank rotation and a clear zinc finish.

Designed for race cars that do **not** have a cross member in the way.

Oil capacity: 9 quarts with filter

Starter: Mini-starter for a 168 flywheel

Dimensions: 16 1/2" L x 11 1/4" W x 7" H

CP102KO	Small Block Chevrolet 1957-1985 with kick out	\$432.83
CP102KO-3	Small Block Chevrolet 1957-1985 with kick out & 1" inspection	\$452.50
CP102KORB	Small Block Chevrolet 1986-2003 with kick out	\$432.83

Pickups:

100BB	3/4" x 7" deep pickup for M-77HV, M-99HV, 10770 and 10990	\$42.90
1008SB	5/8" x 7" deep pickup for M-55HV and 10550 series	\$42.90
1026SB	3/4" x 7" deep pickup for M155 and 10554 series	\$52.80
1027SB	5/8" x 7" deep pickup for M-55 and 10553 series	\$52.80
1703SB	3/4" x 7" deep pickup for 10552 series and 10555 series	\$53.63
1704SB	3/4" x 7" deep pickup for M155HV and 10551 series	\$53.63
507ST-SB	3/4" x 7" deep pickup and 10550ST pump combination	\$318.45

Dipstick:

JR131	Dipstick assembly for Small Block Chevrolet, Ford and Mopar	\$30.24
-------	---	----------------

Tray:

LT-10	Louvered windage tray	\$51.70
ST-2	Sump tray	\$19.80



CP103KO Series

Use: Asphalt circle track (late model)

This wet sump oil pan features: a kick out that goes all the way to the block, three access plugs on the right side for mounting, seven trapdoors, two runners, a sump tray, an oil temp sender port, a 3/4" inspection hole, a removable louvered windage tray that covers 160 degrees of the crank rotation and a clear zinc finish.

Designed for race cars that do **not** have a cross member in the way.

Oil capacity: 8 1/2 quarts with filter

Starter: Mini-starter for a 168 flywheel

Dimensions: 16 1/2" L x 11 1/4" W x 6 1/2" H

CP103KO	Small Block Chevrolet 1957-1985 with kick out	\$434.66
CP103KORB	Small Block Chevrolet 1986-2003 with kick out	\$434.66

Pickups:

1106SB	5/8" x 6 1/2" deep pickup for M-55HV and 10550 series	\$52.80
1107SB	5/8" x 6 1/2" deep pickup for M-55 and 10553 series	\$52.80
1703SB	3/4" x 6 1/2" deep pickup for M155 and 10554 series	\$53.63
506ST-SB	3/4" x 6 1/2" deep pickup and 10550ST pump combination	\$318.45

Dipstick:

JR131	Dipstick assembly for SB Chevrolet, Ford and Mopar	\$30.24
-------	--	----------------

Tray:

LT-10	Louvered windage tray	\$51.70
-------	-----------------------	----------------

Option:

OPTION-3	1" inspection hole installed	\$19.67
----------	------------------------------	----------------



CP103LT Series

Use: Asphalt circle track (late model)

This wet sump oil pan features: seven trapdoors, two runners, a sump tray, an oil temp sender port, a 3/4" inspection hole, a removable louvered windage tray and a clear zinc finish.

Designed for race cars that do **not** have a cross member in the way.

Oil capacity: 8 ½ quarts with filter

Starter: Mini-starter for a 168 or 153 flywheel

Dimensions: 16 ½" L x 11 ¼" W x 6 ½" H

CP103LT	Small Block Chevrolet 1957-1985 with louvered tray	\$343.98
CP103KORB	Small Block Chevrolet 1986-2003 with louvered tray	\$343.98

Pickups:

106SB	5/8" x 6 ½" deep pickup for M-55HV and 10550 series	\$42.90
110SB	5/8" x 6 ½" deep pickup for M-55 and 10553 series	\$42.90
1011SB	¾" x 6 ½" deep pickup for M155 and 10554 series	\$53.63
506ST-SB	¾" x 6 ½" deep pickup and 10550ST pump combination	\$318.45

Dipstick:

JR131	Dipstick assembly for SB Chevrolet, Ford and Mopar	\$30.24
-------	--	----------------

Option:

OPTION-3	1" inspection hole installed	\$19.67
----------	------------------------------	----------------



CP106KO Series

Use: Asphalt circle track (late model)

This wet sump oil pan features: a kick out that runs the length of the pan, six trapdoors, an oil temp fitting, an oil check level plug, the sump at 6 ½” deep which allows for better ground clearance for asphalt race cars, a removable horsepower saving louvered windage tray and a clear zinc finish.

Designed around the Chevrolet Camaro front stub with the engine set back.

We recommend using an accusump because of the lower oil capacity, unless you are using a remote cooler and oil filter adapter.

Oil capacity: 7 quarts with filter

Starter: Mini-starter

Dimensions: 12” L x 14” W x 6 ½” H

CP106KO	Small Block Chevrolet 1957-1985 with kick out	\$412.38
CP106KORB	Small Block Chevrolet 1986-2003 with kick out	\$412.38

Pickups:

106SB	5/8” x 6 ½” deep pickup for M-55HV and 10550 series	\$42.90
110SB	5/8” x 6 ½” deep pickup for M-55 and 10553 series	\$42.90
1011SB	¾” x 6 ½” deep pickup for M155 and 10554 series	\$53.63

Dipstick:

JR131	Dipstick assembly for SB Chevrolet, Ford and Mopar	\$30.24
-------	--	----------------

Tray:

LTKO	Louvered windage tray	\$51.70
------	-----------------------	----------------



CP106LT Series

Use: Asphalt circle track (late model)

This wet sump oil pan features: six trapdoors, three crank scrapers, an oil temp fitting, an oil check level plug, the sump at 6 ½” deep which allows for better ground clearance for asphalt race cars, a removable horsepower saving louvered windage tray and a clear zinc finish.

Designed around the Chevrolet Camaro front stub with the engine set back.

We recommend using an accusump because of the lower oil capacity, unless you are using a remote cooler and oil filter adapter.

Oil capacity: 7 quarts with filter

Starter: Stock or mini-starter

Dimensions: 12” L x 14” W x 6 ½” H

CP106LT	Small Block Chevrolet 1957-1985 with louvered tray	\$312.22
CP106LT-1	Small Block Chevrolet 1957-1985 with tray & ¾” inspection	\$322.62
CP106LTRB	Small Block Chevrolet 1986-2003 with louvered tray	\$312.22
CP106LTRB-1	Small Block Chevrolet 1986-2003 with tray & ¾” inspection	\$322.62

Pickups:

106SB	5/8” x 6 ½” deep pickup for M-55HV and 10550 series	\$42.90
110SB	5/8” x 6 ½” deep pickup for M-55 and 10553 series	\$42.90
1011SB	¾” x 6 ½” deep pickup for M155 and 10554 series	\$53.63

Dipstick:

JR131	Dipstick assembly for SB Chevrolet, Ford and Mopar	\$30.24
-------	--	----------------

Tray:

LT-1	Louvered windage tray	\$42.90
------	-----------------------	----------------



CP109KO Series

Use: Asphalt circle track (late model)

This wet sump oil pan features: 16 gauge steel, a kick out on the right side that starts at the pan rail and runs the full length of the pan, three access holes for the right side pan rail, six trapdoors, a ¾” inspection hole, an oil check level plug, a louvered windage tray and a clear zinc finish.

Oil capacity: 8 quarts with filter

Starter: Mini-starter

Dimensions: 13” L x 11 ¼” W x 6 ½” H

CP109KO	Small Block Chevrolet 1957-1985 with kick out	\$432.20
CP109KORB	Small Block Chevrolet 1986-2003 with kick out	\$432.20

Pickups:

1106SB	5/8” x 6 ½” deep pickup for M-55HV and 10550 series	\$52.80
1107SB	5/8” x 6 ½” deep pickup for M-55 and 10553 series	\$52.80
1703SB	¾” x 6 ½” deep pickup for M155 and 10554 series	\$53.63
506ST-SB	¾” x 6 ½” deep pickup and 10550ST pump combination	\$318.45

Dipstick:

JR131	Dipstick assembly for SB Chevrolet, Ford and Mopar	\$30.24
-------	--	----------------

Tray:

LT-10	Louvered windage tray	\$51.70
-------	-----------------------	----------------

Option:

OPTION-3	1” inspection hole installed	\$19.67
----------	------------------------------	----------------



CP200LT and CP201LT

Use: Circle track

This wet sump oil pan features: a stroker core that's 4 ¾” deep in front, five trapdoors, one crank scraper, an oil temp fitting, an oil check level plug, a louvered windage tray and a clear zinc finish.

Oil capacity: 10 quarts with filter

Starter: Stock or mini-starter

Dimensions: 14” L x 12” W x 8” H

CP200LT	Big Block Chevrolet Mark IV with louvered windage tray	\$472.45
CP201LT	Big Block Chevrolet Gen V and VI with windage tray	\$472.45

Pickup:

200BB	¾” x 8” deep pickup for M-77HV, 10770, 10774 & 10778	\$42.90
-------	--	----------------

Dipstick:

JR130	Dipstick assembly for Big Block Chevrolet	\$30.24
-------	---	----------------



CP207

Use: Street or strip

This wet sump oil pan features: a stock core, one 6" trapdoor, one crank scraper, a dipstick provision, a removable horsepower saving louvered windage tray and a clear zinc finish.

NHRA approved.

Should fit almost all chassis and header combinations.

Will clear a 4 ¼" stroke.

You can use a stock OEM pickup for street use.

Oil capacity: 6 quarts with filter

Starter: Stock or mini-starter

Dimension: 7 ¾" H

CP207 Big Block Chevrolet Mark IV with louvered windage tray **\$360.07**

Pickup:
215BB ¾" x 7 ¾" deep pickup for M-77HV, 10770, 10774 & 10778 **\$42.90**

Dipstick:
JR130 Dipstick assembly for Big Block Chevrolet **\$30.24**



CP208

Use: Street or strip

This wet sump oil pan features: a stock core, 14 gauge steel, two 4” trapdoors, one crank scraper, a dipstick provision, a louvered windage tray and a clear zinc finish.

Should fit almost all chassis and header combinations.

Will clear a 4 ¼” stroke.

You **must** use our pickup 208BB.

Not for Marine use.

Oil capacity: 8 quarts with filter

Starter: Stock or mini-starter

Dimensions: 9 3/8” L x 11” W x 8” H

CP208 Big Block Chevrolet Mark IV with louvered windage tray **\$418.85**

Pickup:
208BB ¾” x 8” deep pickup for M-77HV, 10770, 10774 & 10778 **\$42.90**

Dipstick:
JR130 Dipstick assembly for Big Block Chevrolet **\$30.24**



CP208LT

Use: Street or strip

This wet sump oil pan features: a stroker core that is 4 ¾” deep in front, 14 gauge steel, one 6” trapdoor, one crank scraper, a dipstick provision, a louvered windage tray and a clear zinc finish.

Will fit some stock cross membered cars. May need to re-work cross member to fit.

Will clear a 4 ¾” stroke.

Not for Marine use.

Oil capacity: 8 quarts with filter

Starter: Stock or mini-starter

Dimensions: 9 3/8" L x 11" W x 8" H

CP208LT Big Block Chevrolet Mark IV with louvered windage tray **\$413.08**

Pickup:

208BB ¾” x 8” deep pickup for M-77HV, 10770, 10774 & 10778 **\$42.90**

Dipstick:

JR130 Dipstick assembly for Big Block Chevrolet **\$30.24**

Tray:

LT-6 Louvered windage tray **\$51.70**



CP209

Use: Street or strip

This wet sump oil pan features: a stock core, 14 gauge steel, one 6” trapdoor, one crank scraper, a dipstick provision, a louvered windage tray and a clear zinc finish.

Will fit some stock cross membered cars. May need to re-work cross member to fit.

Will clear a 4 ½” stroke.

You can use a stock OEM pickup for street use.

Oil capacity: 7 quarts with filter

Starter: Stock or mini-starter

Dimensions: 9 3/8” L x 11” W x 8” H

CP209 Big Block Chevrolet Gen V with louvered windage tray **\$461.72**

Pickup:
208BB ¾” x 8” deep pickup for M-77HV, 10770, 10774 & 10778 **\$42.90**

Dipstick:
JR130 Dipstick assembly for Big Block Chevrolet **\$30.24**



STEEL WET SUMP OIL PANS – BIG BLOCK CHEVROLET

CP210LT

Use: Street or strip

This wet sump oil pan features: 14 gauge steel in the sump area, two 6” trapdoors, one crank scraper, two runners, a dipstick provision, a louvered windage tray and a clear zinc finish. Will clear a 4 ¾” stroke.

Oil capacity: 8 quarts with filter

Starter: Stock or mini-starter

Dimensions: 12” L x 8 ¼” W x 8” H



CP210LT	Big Block Chevrolet Mark IV with louvered windage tray	\$431.69
----------------	--	-----------------

Pickup:		
208BB	¾” x 8” deep pickup for M-77HV, 10770, 10774 and 10778	\$42.90

Dipstick:		
JR130	Dipstick assembly for Big Block Chevrolet	\$30.24

CP211

Use: Street or strip

This wet sump oil pan features: 14 gauge steel, two 6” trapdoors, one crank scraper, two runners, a dipstick provision, a louvered windage tray and a clear zinc finish. Will clear a 4 ½” stroke.

Oil capacity: 8 quarts with filter

Starter: Stock or mini-starter

Dimensions: 12” L x 8 ¼” W x 8” H



CP211	Big Block Chevrolet Gen V with louvered windage tray	\$482.33
--------------	--	-----------------

Pickup:		
208BB	¾” x 8” deep pickup for M-77HV, 10770, 10774 and 10778	\$42.90

Dipstick:		
JR130	Dipstick assembly for Big Block Chevrolet	\$30.24

CP214LT and CP217LT

Use: Agriculture, marine, street or strip

This wet sump oil pan features: a full length sump, 14 gauge steel to take the abuse of drag racing or marine use, six 3” trapdoors, one crank scraper, a front and back splash plate to keep the oil from climbing up the back of the oil pan, a removable horsepower saving louvered windage tray and a clear zinc finish.

Will clear 4 ¾” stroke.

Oil capacity: 12 quarts with filter

Dimensions: 23" L x 8 ½" W x 8" H

CP214LT	Big Block Chevrolet Mark IV with louvered windage tray	\$512.88
CP217LT	Big Block Chevrolet Gen V and VI with louvered tray	\$512.88

Pickup:		
208BB	¾” x 8” deep pickup for M-77HV 10770, 10774 & 10778	\$42.90

Dipstick:		
JR133	90 degree dipstick assembly for Big Block Chevrolet	\$30.24



STEEL WET SUMP OIL PANS – BIG BLOCK CHEVROLET

CP215LT and CP218LT

Use: Agriculture, marine, street or strip

This wet sump oil pan features: a full length sump, 14 gauge steel to take the abuse of drag racing or marine use, six 3" trapdoors, one crank scraper, a front and back splash plate to keep the oil from climbing up the back of the oil pan, a removable horsepower saving louvered windage tray and a clear zinc finish. Will clear 4 ¾" stroke.

Oil capacity: 11 quarts with filter

Dimensions: 23" L x 8 ½" W x 7 ¾" H



CP215LT	Big Block Chevrolet Mark IV with louvered windage tray	\$512.88
CP218LT	Big Block Chevrolet Gen V and VI with louvered tray	\$512.88

Pickup:

215BB	¾" x 7 ¾" deep pickup for M-77HV, 10770, 10774 & 10778	\$42.90
-------	--	----------------

Dipstick:

JR133	90 degree dipstick assembly for Big Block Chevrolet	\$30.24
-------	---	----------------

CP216LT and CP219LT

Use: Agriculture, marine, street or strip

This wet sump oil pan features: a full length sump, 14 gauge steel to take the abuse of drag racing or marine use, six 3" trapdoors, one crank scraper, a front and back splash plate to keep the oil from climbing up the back of the oil pan, a removable horsepower saving louvered windage tray and a clear zinc finish. Will clear 4 ¾" stroke.

Oil capacity: 10 quarts with filter

Dimensions: 23" L x 8 ½" W x 7 ½" H



CP216LT	Big Block Chevrolet Mark IV with louvered windage tray	\$512.88
CP219LT	Big Block Chevrolet Gen V and VI with louvered tray	\$512.88

Pickup:

219BB	¾" x 7 ½" deep pickup for M-77HV, 10770, 10774 & 10778	\$42.90
-------	--	----------------

Dipstick:

JR133	90 degree dipstick assembly for Big Block Chevrolet	\$30.24
-------	---	----------------

CP302FOX and CP351FOX

Use: Street

This wet sump oil pan features: a rear sump, four 3” trapdoors, one crank scraper, a diamond-shape trapdoor system for launch and braking, a dipstick provision, an aluminum louvered windage tray and a clear zinc finish.

Designed for the Ford Fox body Mustang.

CP351FOX will **not** fit the rear four bolt main block.

Oil capacity: 8 quarts with filter

Dimensions: 10 ½” L x 11” W x 8” H

CP302FOX	Small Block Ford 302 with louvered windage tray	\$413.87
CP351FOX	Small Block Ford 351 Windsor with louvered windage tray	\$413.87

Pickups:

304SB	¾” x 8” deep pickup for M-68HV	\$64.90
353SB	¾” x 8” deep pickup for M-83HV	\$64.90

Dipstick:

JR130	Dipstick assembly for Big Block Chevrolet	\$30.24
-------	---	----------------

Tray:

LT-17	Louvered windage tray	\$51.70
-------	-----------------------	----------------



CP302FS and CP351FS

Use: Street

This wet sump oil pan features: a front sump, one crank scraper, one large sump baffle, a provision for the oil pan mounted dipstick and a clear zinc finish.

Designed for front sump production chassis. It may fit with modification for the Ford Comets, Mavericks and Mustang II's.

CP351FS will **not** fit rear four bolt main block.

Use stock replacement pickup number 83-S for Melling pumps M-83 or M-83HV for CP351FS.

Oil capacity: 8 quarts with filter

Dimensions: 8 ¾" L x 13 ¼" W x 8" H

CP302FS	Small Block Ford 302	\$345.53
CP351FS	Small Block Ford 351 Windsor	\$345.53

Pickup:		
307SB	¾" x 8" deep pickup for M-68 or M-68HV	\$64.90

Dipstick:		
JR131	Dipstick assembly for SB Chevrolet, Ford and Mopar	\$30.24



CP302LT and CP351LT

Use: Dirt circle track (super stock or midwest modified)

This wet sump oil pan features: three trapdoors, one crank scraper, an oil check level plug, a horsepower saving louvered windage tray and a clear zinc finish.

CP351LT will **not** fit rear four bolt main block.

Oil capacity: 8 quarts with filter

Starter: Stock or mini-starter

Dimensions: 9" L x 13 1/4" W x 7" H

CP302LT	Small Block Ford 302 with louvered windage tray	\$388.57
CP351LT	Small Block Ford 351 Windsor with louvered windage tray	\$388.57

Pickups:

302SB	3/4" x 7" deep pickup for M-68HV	\$64.90
308SB	7/8" x 7" deep pickup for M-68HV	\$69.58
351SB	3/4" x 7" deep pickup for M-83HV	\$64.90
358SB	7/8" x 7" deep pickup for M-68HV	\$69.58

Dipstick:

JR131	Dipstick assembly for SB Chevrolet, Ford and Mopar	\$30.24
-------	--	----------------

Tray:

LT-3	Louvered windage tray	\$51.70
------	-----------------------	----------------



CP302LT-RR and CP351LT-RR

Use: Road race , street or strip

This wet sump oil pan features: four 3" trapdoors, one crank scraper, an oil check level plug, a horsepower saving louvered windage tray and a clear zinc finish.

CP351LT-RR will **not** fit rear four bolt main block.

Oil capacity: 8 quarts with filter

Starter: Stock or mini-starter

Dimensions: 9" L x 13 ¼" W x 7" H

CP302LT-RR	Small Block Ford 302 with louvered tray for road race	\$395.71
CP351LT-RR	Small Block Ford 351W with louvered tray for road race	\$395.71

Pickups:


303SB	¾" x 7" deep pickup for M-68HV	\$64.90
352SB	¾" x 7" deep pickup for M-83HV	\$64.90

Dipstick:

JR131	Dipstick assembly for SB Chevrolet, Ford and Mopar	\$30.24
-------	--	----------------

Tray:

LT-17	Louvered windage tray	\$51.70
-------	-----------------------	----------------



CP303LT and CP353LT

Use: Asphalt circle track

This wet sump oil pan features: three trapdoors, one crank scraper, an oil check level plug, a horsepower saving louvered windage tray and a clear zinc finish.

CP353LT works with the 351W with the two bolt mains or four bolt mains if just the center three are four bolt mains.

Oil capacity: 7 quarts with filter

Starter: Stock or mini-starter

Dimensions: 9" L x 13 ¼" W x 6 ½" H

CP303LT	Small Block Ford 302 with louvered windage tray	\$393.34
CP353LT	Small Block Ford 351 Windsor with louvered windage tray	\$393.34

Pickups:

306SB	¾" x 6 ½" deep pickup for M-68HV	\$64.90
356SB	¾" x 6 ½" deep pickup for M-83HV	\$64.90

Dipstick:

JR131	Dipstick assembly for SB Chevrolet, Ford and Mopar	\$30.24
-------	--	----------------

Tray:

LT-3	Louvered windage tray	\$51.70
------	-----------------------	----------------



CP306LT and CP356LT

Use: Asphalt circle track

This wet sump oil pan features: five trapdoors, one crank scraper, an oil temp fitting, an oil check level plug, a horsepower saving louvered windage tray and a clear zinc finish.

CP356LT works with the 351W with the two bolt mains or four bolt mains if just the center three are four bolt mains.

Oil capacity: 9 quarts with filter

Starter: Stock or mini-starter

Dimensions: 14" L x 11 ½" W x 6 ½" H

CP306LT	Small Block Ford 302 with louvered windage tray	\$416.15
CP356LT	Small Block Ford 351 Windsor with louvered windage tray	\$416.15

Pickups:

306SB	¾" x 6 ½" deep pickup for M-68HV	\$64.90
356SB	¾" x 6 ½" deep pickup for M-83HV	\$64.90

Dipstick:

JR131	Dipstick assembly for SB Chevrolet, Ford and Mopar	\$30.24
-------	--	----------------

Tray:

LT-3	Louvered windage tray	\$51.70
------	-----------------------	----------------



CP309LT and CP359LT

Use: Dirt circle track (modified)

This wet sump oil pan features: five trapdoors, one crank scraper, an oil temp fitting, an oil check level plug, a horsepower saving louvered windage tray and a clear zinc finish.

CP359LT works with the 351W with the two bolt mains or four bolt mains if just the center three are four bolt mains.

Oil capacity: 10 quarts with filter

Starter: Stock or mini-starter

Dimensions: 14" L x 11 ½" W x 7" H

CP309LT	Small Block Ford 302 with louvered windage tray	\$464.32
CP359LT	Small Block Ford 351 Windsor with louvered windage tray	\$464.32

Pickups:

302SB	¾" x 7" deep pickup for M-68HV	\$64.90
308SB	7/8" x 7" deep pickup for M-68HV	\$69.58
351SB	¾" x 7" deep pickup for M-83HV	\$64.90
358SB	7/8" x 7" deep pickup for M-68HV	\$69.58

Dipstick:

JR131	Dipstick assembly for SB Chevrolet, Ford and Mopar	\$30.24
-------	--	----------------

Tray:

LT-3	Louvered windage tray	\$51.70
------	-----------------------	----------------



CP329KO and CP359KO

Use: Dirt circle track (late model or modified)

This wet sump oil pan features: a kick out that runs the full length of the right side pan rail, the right side pan rail accessed through three access plugs in the bottom of the oil pan, seven trapdoors, one crank scraper, an oil temp fitting, an oil check level plug, a notch for a mini-starter, a horsepower saving louvered windage tray and a clear zinc finish.

Oil capacity: 12 quarts with filter

Starter: Stock or mini-starter

Dimensions: 19 3/4" L x 11 1/2" W x 7" H

CP329KO	Small Block Ford 302 with louvered tray & kick out	\$494.71
CP359KO	Small Block Ford 351 Windsor with louvered tray & kick out	\$494.71

Pickups:

302SB	3/4" x 7" deep pickup for M-68HV	\$64.90
308SB	7/8" x 7" deep pickup for M-68HV	\$69.58
351SB	3/4" x 7" deep pickup for M-83HV	\$64.90
358SB	7/8" x 7" deep pickup for M-68HV	\$69.58

Tray:

LT-14	Louvered windage tray	\$68.48
-------	-----------------------	----------------



CP4654FOX

Use: Road race or street

This wet sump oil pan features: a rear sump, one crank scraper, a diamond-shape trapdoor system for launch and braking, an aluminum louvered windage tray and a clear zinc finish.

Designed for the Ford Fox body Mustang.

Oil capacity: 7 quarts with filter


Pickup: Stock

Dimensions: 7 3/8" L x 13" W x 6 3/8" H

CP4654FOX

Small Block Ford 4.6L and 5.4L

\$352.49



CP340-7 and CP360-7

Use: Dirt circle track

This wet sump oil pan features: two trapdoors, one crank scraper, an oil temp fitting, an oil check level plug, a horsepower saving louvered windage tray and a clear zinc finish.

Oil capacity: 8 quarts with filter

Starter: Stock

Dimensions: 10" L x 12" W x 7 ½" H

CP340-7	Small Block Mopar 318 and 340 with windage tray	\$413.87
CP360-7	Small Block Mopar 360 with louvered windage tray	\$413.87

Pickups:

340SB	¾" x 7 ½" deep pickup for M-72HV	\$73.15
360SB	¾" x 7 ½" deep pickup for M-72HV	\$73.15

Dipstick:

JR131	Dipstick assembly for SB Chevrolet, Ford and Mopar	\$30.24
-------	--	----------------

Tray:

LT-5	Louvered windage tray	\$51.70
------	-----------------------	----------------

Option:

OPTION-7	Seal spacers installed for Mopar 360	\$22.13
OPTION-8	Seal spacers installed for Mopar 318 and 340	\$28.43



CP340-7RR and CP360-7RR

Use: Road race, street or strip

This wet sump oil pan features: three trapdoors, one crank scraper, an oil temp fitting, an oil check level plug, a horsepower saving louvered windage tray and a clear zinc finish.

Oil capacity: 8 quarts with filter

Starter: Stock

Dimensions: 10" L x 12" W x 7 1/2" H

CP340-7RR	Small Block Mopar 318 and 340 with tray for road race	\$416.02
CP360-7RR	Small Block Mopar 360 with louvered tray for road race	\$416.02

Pickups:

341SB	3/4" x 7 1/2" deep pickup for M-72HV	\$73.15
361SB	3/4" x 7 1/2" deep pickup for M-72HV	\$73.15

Dipstick:

JR131	Dipstick assembly for SB Chevrolet, Ford and Mopar	\$30.24
-------	--	----------------

Tray:

LT-5	Louvered windage tray	\$51.70
------	-----------------------	----------------

Option:

OPTION-7	Seal spacers installed for Mopar 360	\$22.13
OPTION-8	Seal spacers installed for Mopar 318 and 340	\$28.43



CP340-9 and CP360-9

Use: Circle track

This wet sump oil pan features: four trapdoors, one crank scraper, an oil temp fitting, an oil check level plug, a horsepower saving louvered windage tray and a clear zinc finish.

Oil capacity: 10 quarts with filter

Starter: Stock

Dimensions: 14" L x 12" W x 7 1/2" H

CP340-9	Small Block Mopar 318 and 340 with windage tray	\$417.73
CP360-9	Small Block Mopar 360 with louvered windage tray	\$417.73

Pickups:

340SB	3/4" x 7 1/2" deep pickup for M-72HV	\$73.15
360SB	3/4" x 7 1/2" deep pickup for M-72HV	\$73.15

Dipstick:

JR131	Dipstick assembly for SB Chevrolet, Ford and Mopar	\$30.24
-------	--	----------------

Tray:

LT-5	Louvered windage tray	\$51.70
------	-----------------------	----------------

Option:

OPTION-7	Seal spacers installed for Mopar 360	\$22.13
OPTION-8	Seal spacers installed for Mopar 318 and 340	\$28.43



CP340-9RR and CP360-9RR

Use: Road race, street or strip

This wet sump oil pan features: three trapdoors, one crank scraper, an oil temp fitting, an oil check level plug, a horsepower saving louvered windage tray and a clear zinc finish.

Oil capacity: 10 quarts with filter

Starter: Stock

Dimensions: 14" L x 12" W x 7 1/2" H

CP340-9RR	Small Block Mopar 318 and 340 with tray for road race	\$416.02
CP360-9RR	Small Block Mopar 360 with louvered tray for road race	\$416.02

Pickups:

341SB	3/4" x 7 1/2" deep pickup for M-72HV	\$73.15
361SB	3/4" x 7 1/2" deep pickup for M-72HV	\$73.15

Dipstick:

JR131	Dipstick assembly for SB Chevrolet, Ford and Mopar	\$30.24
-------	--	----------------

Tray:

LT-5	Louvered windage tray	\$51.70
------	-----------------------	----------------

Option:

OPTION-7	Seal spacers installed for Mopar 360	\$22.13
OPTION-8	Seal spacers installed for Mopar 318 and 340	\$28.43



LS1000

Use: Street or strip

This wet sump oil pan features: four trapdoors, a pan rail girdle, a removable louvered windage tray and a clear zinc finish.

Ideal for LS1 engine swaps in earlier GM chassis' with stock cross members or a rear steer linkage such as Chevrolet Camaros, Chevelles and Novas.

Can use the factory tray.

Oil capacity: 5 ½ quarts with filter

Dipstick: 98-02 F-body Camaro

Starter: Stock

Dimensions: 9 ½” L x 11 ¼” W 5 ½” H

LS1000	Chevrolet LS1	\$385.72
---------------	---------------	-----------------

Pickup:

750LS1	7/8” x 5 ½” deep pickup for 10295 and 10355	\$80.85
--------	---	----------------

Accessories:

LS1001	Oil filter adapter	\$108.02
LS1001-1	Cross drilled and tapped oil filter adapter	\$114.89
LS1001-2	Crossover plate	\$22.10
LS1001-3	Remote filter block with -10 an fittings	\$71.64

Tray:

LS-1	Louvered sump tray	\$27.78
------	--------------------	----------------



LS1060

Use: Marine, road race, street or strip

This wet sump oil pan features: four trapdoors, pan rail girdle, a removable louvered windage tray and a clear zinc finish.

Ideal for LS1 engine swaps in vehicles where cross members are not an issue.

Can use the factory tray.

Oil capacity: 10 quarts with filter

Dipstick: 98-02 F-body Camaro

Starter: Stock

Dimensions: 16” L x 11 ¼” W 5 ½” H

LS1060	Chevrolet LS1	\$377.70
---------------	---------------	-----------------

Pickup:		
750LS1	7/8” x 5 ½” deep pickup for 10295 and 10355	\$80.85

Accessories:

LS1001	Oil filter adapter	\$108.02
LS1001-1	Cross drilled and tapped oil filter adapter	\$114.89
LS1001-2	Crossover plate	\$22.10
LS1001-3	Remote filter block with -10 an fittings	\$71.64

Tray:		
LS-2	Louvered windage tray	\$42.90



LS1060-1

Use: Marine, road race, street or strip

This wet sump oil pan features: four trapdoors, pan rail girdle, two -10 an fittings for oil lines, a removable louvered windage tray and a clear zinc finish. Ideal for LS1 engine swaps in vehicles where cross members are not an issue. Can use the factory tray.

Oil capacity: 9 quarts with filter

Dipstick: 98-02 F-body Camaro

Starter: Stock

Dimensions: 16" L x 11 ¼" W 4 ½" H

LS1060-1	Chevrolet LS1 with two -10 an fittings	\$413.85
-----------------	--	-----------------

Pickup:		
760LS1	7/8" x 4 ½" deep pickup for 10295 and 10355	\$80.85

LS1060-2

Use: Marine, road race, street or strip

This wet sump oil pan features: four trapdoors, pan rail girdle, one -10 an fittings for oil line, a removable louvered windage tray and a clear zinc finish. Ideal for LS1 engine swaps in vehicles where cross members are not an issue. Can use the factory tray.

Oil capacity: 10 quarts with filter

Dipstick: 98-02 F-body Camaro

Starter: Stock

Dimensions: 16" L x 11 ¼" W 5 ½" H

LS1060-2	Chevrolet LS1 with one -10 an fitting	\$395.67
-----------------	---------------------------------------	-----------------

Pickup:		
750LS1	7/8" x 5 ½" deep pickup for 10295 and 10355	\$80.85

LS1100

Use: Dirt circle track (525 crate motor)

This wet sump oil pan features: four trapdoors, two -10 an fittings for the remote oil filter, an oil check level plug, an oil temp fitting on the left side, a removable louvered windage tray and a clear zinc finish.

Can use the factory tray.

Oil capacity: 6 quarts without filter

Dimensions: 14 ¼” L x 10 ¼” W x 4 ½” H

LS1100 Chevrolet LS1 with two -10 an fittings **\$259.81**

Pickup:
700LS1 7/8” x 4 ½” deep pickup for 10295 and 10355 **\$80.85**



LS1110

Use: Asphalt circle track

This wet sump oil pan features: the front left corner notched for steering clearance, four trapdoors, an oil check level plug, one -10 an fittings for the pressure out oil line, an oil temp fitting on the left side, a removable louvered windage tray and a black powder coated finish.

Can use the factory tray.

Oil capacity: 7 ½” quarts with filter

Dimensions: 16” L x 11 ¾” W x 4” H

LS1110 Chevrolet LS1 with one -10 an fitting **\$429.59**

Pickup:
703LS1 7/8” x 4” deep pickup for 10295 and 10355 **\$80.85**



LS1111

Use: Dirt circle track (late model or modified)

This wet sump oil pan features: the front left corner notched for steering clearance, four trapdoors, an oil check level plug, two -10 an fittings for remote oil filter, an oil temp fitting on the left side, a removable louvered windage tray and a black powder coated finish.

Can use the factory tray.

Oil capacity: 8 ½ quarts with filter

Dimensions: 16” L x 11 ¾” W x 4 ½” H

LS1111	Chevrolet LS1 with two -10 an fittings	\$447.77
---------------	--	-----------------

Pickup:		
704LS1	7/8” x 4 ½” deep pickup for 10295 and 10355	\$80.85



LS1112

Use: Dirt circle track (late model or modified)

This wet sump oil pan features: the front left corner notched for steering clearance, four trapdoors, an oil check level plug, one -10 an fittings for remote oil filter, an oil temp fitting on the left side, a removable louvered windage tray and a black powder coated finish.

Can use the factory tray.

Oil capacity: 8 ½ quarts with filter

Dimensions: 16” L x 11 ¾” W x 4 ½” H

LS1112	Chevrolet LS1 with one -10 an fitting	\$425.22
---------------	---------------------------------------	-----------------

Pickup:		
704LS1	7/8” x 4 ½” deep pickup for 10295 and 10355	\$80.85

CP-PRO150F Series

Use: Circle track sprint car

This dry sump oil pan features: a kick out that starts at the block and runs the full length of the pan, the right side pan bolts accessed through the four plugs in the pan bottom, an inspection hole on the left side of the pan, two or three #12 fittings exiting forward and a clear zinc finish.

Will clear a mechanical fuel pump.

Starter: Reverse mounted

Dimension: 5 1/8" H

CP-PRO150F2	Small Block Chevrolet 1957-1985 with two #12 on front	\$321.40
CP-PRO150F3	Small Block Chevrolet 1957-1985 with three #12 on front	\$337.35

CP-PRO150L and CP-PRO160L Series

Use: Circle track sprint car

This dry sump oil pan features: a kick out that starts at the block and runs the full length of the pan, the right side pan bolts accessed through the four plugs in the pan bottom, an inspection hole on the left side of the pan, one #12 fitting exiting the left side and a clear zinc finish.

Will clear a mechanical fuel pump.

Starter: Reverse mounted

Dimension: 5 1/8" H

CP-PRO150L	Small Block Chevrolet 1957-1985 with one #12 on left side	\$305.45
CP-PRO160L	Small Block Chevrolet 1986-2003 with one #12 on left side	\$305.45

CP-PRO150R2, CP-PRO150R3D, CP-PRO160R2 and CP-PRO160R3D

Use: Circle track

This dry sump oil pan features: a kick out that starts at the block and runs the full length of the pan, the right side pan bolts accessed through the four plugs in the pan bottom, an inspection hole on the left side of the pan, two or three #12 fittings exiting the right side and a clear zinc finish. Will clear a mechanical fuel pump.

Starter: Reverse mounted

Dimensions: 5 1/8" H

CP-PRO150R2	Small Block Chevrolet 1957-1985 with two #12 on right side	\$320.96
CP-PRO150R3D	Small Block Chevrolet 1957-1985 with three #12 on right for dirt	\$337.62
CP-PRO160R2	Small Block Chevrolet 1986-2003 with two #12 on right side	\$320.96
CP-PRO160R3D	Small Block Chevrolet 1986-2003 with three #12 on right for dirt	\$337.62



CP-PRO150R3A and CP-PRO160R3A

Use: Asphalt circle track

This dry sump oil pan features: a kick out that starts at the block and runs the full length of the pan, the right side pan bolts accessed through the four plugs in the pan bottom, an inspection hole on the left side of the pan, two or three #12 fittings exiting the right side, a notch in the front and a clear zinc finish. Will clear a mechanical fuel pump.

Starter: Reverse mounted

Dimensions: 5 1/8" deep and 3 7/8" deep in front

CP-PRO150R3A	Small Block Chevrolet 1957-1985 with three #12 on right for asphalt	\$337.62
CP-PRO160R3A	Small Block Chevrolet 1986-2003 with three #12 on right for asphalt	\$337.62



CP150KO-3 and CP160KO-3

Use: Circle track

This dry sump oil pan features: a kick out that is 1 ¼” below the pan rail and runs the length of the pan for increased oil control and torque, two crank scrapers, three #12 fittings located on the right side, a removable horsepower saving windage tray and a clear zinc finish.

Starter: Mini-starter

Dimension: 4 ½” H

CP150KO-3	Small Block Chevrolet 1957-1985 with three #12 on right side & KO	\$282.20
CP160KO-3	Small Block Chevrolet 1986-2003 with three #12 on right side & KO	\$282.20

Tray:

CP15003	Louvered windage tray	\$29.70
---------	-----------------------	----------------



CP150L12 and CP160L12

Use: Circle track

This dry sump oil pan features: two crank scrapers, two #12 fittings on the left side and directed forward, a removable horsepower saving louvered windage tray which will give maximum oil flow to the pickup and a clear zinc finish.

Starter: Stock or mini-starter

Dimension: 4 ½” H

CP150L12	Small Block Chevrolet 1957-1985 with two #12 on left side	\$209.79
CP160L12	Small Block Chevrolet 1986-2003 with two #12 on left side	\$209.79

Tray:

CP15002	Louvered windage tray	\$29.70
---------	-----------------------	----------------



CP150R12 and CP160R12

Use: Circle track

This dry sump oil pan features: two crank scrapers, two #12 fittings on the right side, a removable horsepower saving louvered windage tray which will give maximum oil flow to the pickup and a clear zinc finish.

Starter: Stock or mini-starter

Dimension: 4 ½” H

CP150R12	Small Block Chevrolet 1957-1985 with two #12 on right side	\$209.79
CP160R12	Small Block Chevrolet 1986-2003 with two #12 on right side	\$209.79

Tray:

CP15001	Louvered windage tray	\$29.70
---------	-----------------------	----------------



CP155KO-3 and CP165KO-3

Use: Circle track

This dry sump oil pan features: a kick out that is 1 ¼” below the pan rail and runs the length of the pan for increased oil control and torque, two crank scrapers, three #12 fittings located on the right side, a removable horsepower saving windage tray and a clear zinc finish.

Starter: Mini-starter

Dimensions: 5 ½” deep on right side and 4 ½” deep of left side

CP155KO-3	Small Block Chevrolet 1957-1985 with three #12 on right side & KO	\$310.63
CP165KO-3	Small Block Chevrolet 1986-2003 with three #12 on right side & KO	\$310.63

Tray:

CP15003	Louvered windage tray	\$29.70
---------	-----------------------	----------------



STEEL DRY SUMP OIL PANS – BIG BLOCK CHEVROLET

CP220 and CP221

Use: Circle track

This dry sump oil pan features: three #12 fittings on the right side, a horsepower saving louvered windage tray which allows for maximum oil flow to the pickup scavengers and a clear zinc finish.

Starter: Stock or mini-starter

Dimension: 4 ¾" H

CP220	Big Block Chevrolet Mark IV with three #12 on right side	\$379.62
CP221	Big Block Chevrolet Gen V with three #12 on right side	\$379.62

Tray:

CP15007	Louvered windage tray	\$43.73
---------	-----------------------	----------------



STEEL DRY SUMP OIL PANS – SMALL BLOCK FORD

CP-PRO351R3

Use: Dirt circle track

This dry sump oil pan features: a kick out that starts at the block and runs the full length of the pan, the right side pan bolts accessed through the four plugs in the pan bottom, an inspection hole on the left side of the pan, three #12 fittings exiting the right side and a clear zinc finish.

Will clear a mechanical fuel pump.

Works with the 351W with the two bolt mains or four bolt mains if just the center three are four bolt mains.

Starter: Reverse mounted

Dimension: 5 1/8" H

CP-PRO351R3	Small Block Ford 351W with two #12 fittings on right side	\$429.58
--------------------	---	-----------------

STEEL DRY SUMP OIL PANS – SMALL BLOCK FORD

CP302KO-3 and CP351WKO-3

Use: Circle track

This dry sump oil pan features: a kick out that is 1 ¼” below the pan rail and runs the length of the pan for increased oil control and torque, two crank scrapers, three #12 fittings located on the right side, a removable horsepower saving louvered tray and a clear zinc finish.

Will **not** work with an automatic transmission.

Starter: Mini-starter

Dimension: 4 ½” H



CP302KO-3	Small Block Ford 302 with three #12 fittings on right side	\$404.89
CP351WKO-3	Small Block Ford 351W with three #12 fittings on right side	\$404.89

Tray:

CP15009	Louvered windage tray	\$29.70
---------	-----------------------	----------------

STEEL DRY SUMP OIL PANS – SMALL BLOCK MOPAR

CP340KO-3 and CP360KO-3

Use: Circle track

This dry sump oil pan features: a kick out that is 1 ¼” below the pan rail and runs the length of the pan for increased oil control and torque, two crank scrapers, three #12 fittings located on the right side, a removable horsepower saving louvered tray and a clear zinc finish.

Starter: Mini-starter

Dimension: 4 ½” H



CP340KO-3	Small Block Mopar 318 & 340 with three #12 fittings on right side	\$387.12
CP360KO-3	Small Block Mopar 360 with three #12 fittings on right side	\$387.12

Tray:

CP15008	Louvered windage tray	\$29.70
---------	-----------------------	----------------

Option:

OPTION-7	Seal spacers installed for Mopar 360	\$22.13
OPTION-8	Seal spacers installed for Mopar 318 and 340	\$28.43

LS1150

Use: Circle track

This dry sump oil pan features: two #12 an fittings exiting the left side, a -10 an fitting for the oil filter line and a black powder coated finish.

Starter: Stock or mini-starter

Dimensions: 16” L x 10 ¼” W x 3 7/8” H

LS1150 Chevrolet LS1 with two #12 an fittings on left side **\$312.40**



LS1150-L3

Use: Circle track

This dry sump oil pan features: three #12 an fittings exiting the left side, a -10 an fitting for the oil filter line and a black powder coated finish.

Starter: Stock or mini-starter

Dimensions: 16” L x 10 ¼” W x 3 7/8” H

LS1150-L3 Chevrolet LS1 with three #12 an fittings on left side **\$328.26**



LS1155

Use: Circle track

This dry sump oil pan features: two #12 an fittings exiting the top right side kick out, a -10 an fitting for the oil filter line and a black powder coated finish.

Starter: Stock or mini-starter

Dimensions: 15” L x 11" W x 2 ½” H

LS1155 Chevrolet LS1 with two #12 an fittings on right side **\$323.67**



LS1155L2

Use: Circle track

This dry sump oil pan features: two #12 an fittings exiting the left side, a -10 an fitting for the oil filter line and a black powder coated finish.

Starter: Stock or mini-starter

Dimensions: 15” L x 11" W x 2 ½” H

LS1155L2 Chevrolet LS1 with two #12 an fittings on left side **\$318.52**



LS1170

Use: Circle track

This dry sump oil pan features: two #12 fittings exiting the right side sump, a -10 an fitting for the oil filter line, a removable louvered windage tray and a black powder coated finish.

Starter: Stock or mini-starter

Dimensions: 15" L x 11" W x 1 3/4" H

LS1170 Chevrolet LS1 two #12 fittings exiting right side sump **\$281.69**

Tray:
LS-3 Louvered windage tray **\$42.90**



LS1171

Use: Circle track

This dry sump oil pan features: two #12 fittings straight out the rear right side, a -10 an fitting for the oil filter line, a removable louvered windage tray and a black powder coated finish.

Starter: Stock or mini-starter

Dimensions: 15" L x 11" W x 1 3/4" H

LS1171 Chevrolet LS1 two #12 fittings straight out right rear **\$281.69**

Tray:
LS-3 Louvered windage tray **\$42.90**



PICKUPS

40SB	5/8" x 7 1/2" deep	M-55HV 10550 Series	CP40 Series	\$39.33
50BB	3/4" x 7 3/4" deep	M-77 M-77HV M-99HV 10770 10774 10778 10990	CP50 Series PRO3150 PRO3150KO PRO3160	\$42.90
50SB	5/8" x 7 3/4" deep	M-55HV 10550 Series	CP50 Series PRO3150 PRO3150KO PRO3160	\$39.33
	5/8" x 7 1/2" deep	M-55 10553 Series	CP40 Series	
51SB	3/4" x 7 3/4" deep	M155HV 10551 Series	CP50 Series PRO3150 PRO3150KO PRO3160	\$42.90
	3/4" x 7 1/2" deep	M155 10554 Series	CP40 Series	
52SB	3/4" x 7 3/4" deep	10552 Series 10555 Series	CP50 Series PRO3150 PRO3150KO PRO3160	\$42.90
60BB	3/4" x 8" deep	M-77 M-77HV M-99HV 10770 10774 10778 10990	CP60 Series CP62 Series CP64LT Series PRO1150 PRO1150KO PRO1160	\$42.90

PICKUPS

60SB	5/8" x 8" deep	M-55HV 10550 Series	CP60 Series CP62 Series CP64LT Series CP80LT-RR Series CP81KO-RR Series PRO1150 PRO1150KO PRO1160 CP50 Series	\$39.33
	5/8" x 7 3/4" deep	M-55 10553 Series		
61SB	3/4" x 8" deep	M155HV 10551 Series	CP60 Series CP62 Series CP64LT Series CP80LT-RR Series CP81KO-RR Series PRO1150 PRO1150KO PRO1160 CP50 Series	\$42.90
	3/4" x 7 3/4" deep	M155 10554 Series		
63SB	5/8" x 8" deep	M-55 10553 Series	CP60 Series CP62 Series CP64LT Series CP80LT-RR Series CP81KO-RR Series PRO1150 PRO1150KO PRO1160	\$39.33
64SB	3/4" x 8" deep	M155 10554 Series	CP60 Series CP62 Series CP64LT Series CP80LT-RR Series CP81KO-RR Series PRO1150 PRO1150KO PRO1160	\$39.33

PICKUPS

80BB	¾" x 8" deep	M-77 M-77HV M-99HV 10770 10774 10778 10990	CP55 Series CP80 Series CP80KO	\$42.90
80SB	5/8" x 8" deep	M-55HV 10550 Series	CP55 Series CP80 Series CP80KO	\$42.90
100BB	¾" x 7" deep	M-77 M-77HV M-99HV 10770 10774 10778 10990	CP56LT CP57 Series CP100 Series CP100KO Series CP101LT Series	\$42.90
100SB	5/8" x 7" deep	M-55HV 10550 Series	CP56LT CP57 Series CP100 Series CP100KO Series CP101LT Series	\$42.90
106SB	5/8" x 6 ½" deep	M-55HV 10550 Series	CP103LT Series CP106KO Series CP106LT Series	\$42.90
110SB	5/8" x 6 ½" deep	M-55 M-55A 10553 Series	CP103LT Series CP106KO Series CP106LT Series	\$42.90
200BB	¾" x 8" deep	M-77 M-77HV 10770 10774 10778	CP200LT CP201LT	\$42.90

PICKUPS

208BB	¾" x 8" deep	M-77 M-77HV 10770 10774 10778	CP208 CP208LT CP209 CP210LT CP211 CP214LT CP217LT PRO2208 PRO2225 PRO2308 PRO2408	\$42.90
215BB	¾" x 7 ¾" deep	M-77 M-77HV 10770 10774 10778	CP207 CP215LT CP218LT	\$42.90
219BB	¾" x 7 ½" deep	M-77 M-77HV 10770 10774 10778	CP216LT CP219LT	\$42.90
302SB	¾" x 7" deep	M-68HV	CP302LT CP309LT CP329KO PRO6100KO	\$64.90
303SB	¾" x 7" deep	M-68HV	CP302LT-RR	\$64.90
304SB	¾" x 8" deep	M-68HV	CP302FOX	\$64.90
306SB	¾" x 6 ½" deep	M-68HV	CP303LT CP306LT	\$64.90
307SB	¾" x 8" deep	M-68 M-68HV	CP302FS	\$64.90
308SB	7/8" x 7" deep	M-68HV	CP302LT CP309LT CP329KO	\$69.58
340SB	¾" x 7 ½" deep	M-72HV	CP340-7 CP340-9	\$73.15

PICKUPS

341SB	¾" x 7 ½" deep	M-72HV	CP340-7RR CP340-9RR	\$73.15
351SB	¾" x 7" deep	M-83HV	CP351LT CP359LT CP359KO PRO7100KO	\$64.90
352SB	¾" x 7" deep	M-83HV	CP351LT-RR	\$64.90
353SB	¾" x 8" deep	M-83HV	CP351FOX	\$64.90
356SB	¾" x 6 ½" deep	M-83HV	CP353LT CP356LT	\$64.90
358SB	7/8" x 7" deep	M-83HV	CP351LT CP359LT CP359KO	\$69.58
360SB	¾" x 7 ½" deep	M-72HV	CP360-7 CP360-9	\$73.15
361SB	¾" x 7 ½" deep	M-72HV	CP360-7RR CP360-9RR	\$73.15
370SB	¾" x 7 ½" deep	M-72HV	PRO3400KO PRO3600KO	\$73.15
506ST-SB	¾" x 6 ½" deep	10550ST	CP103KO Series CP103LT Series CP109KO Series PRO1106KO	\$318.45
507ST-SB	¾" x 7" deep	10550ST	CP101KO Series CP101LT Series CP102KO Series PRO1100KO Series PRO1102KO Series PRO3102KO	\$318.45
700LS1	7/8" x 4 ½" deep	10295 10355	LS1100 LS3140	\$80.85

PICKUPS

703LS1	7/8" x 4" deep	10295 10355	LS1110	\$80.85
704LS1	7/8" x 4 1/2" deep	10295 10355	LS1111 LS1112	\$80.85
705LS1	7/8" x 6 1/2" deep	10295 10355	LSNX1140	\$80.85
706LS1	7/8" x 4" deep	10295 10355	LS3141	\$80.85
750LS1	7/8" x 5 1/2" deep	10295 10355	LS1000 LS1000-NFF LS1060 LS1060-2 LS3000 LS3060	\$80.85
751LS1	7/8" x 7 3/8" deep	10295 10355	LSNX3050	\$80.85
760LS1	7/8" x 4 1/2" deep	10295 10355	LS1060-1	\$80.85
1001SB	3/4" x 7" deep	M155HV 10551 Series	CP56LT CP57 Series CP100 Series CP100KO Series CP101LT Series	\$42.90
1002SB	3/4" x 8" deep	M155HV 10551 Series	CP55 Series CP80 Series CP80KO	\$42.90
1003SB	3/4" x 7" deep	10552 Series 10555 Series	CP56LT CP57 Series CP100 Series CP100KO Series CP101LT Series	\$42.90
1004SB	3/4" x 8" deep	10552 Series 10555 Series	CP55 Series CP80 Series CP80KO	\$42.90

PICKUPS

1005SB	5/8" x 7" deep	M-55HV 10550 Series	CP100LT-RR Series CP100KO-RR Series	\$46.75
1006SB	3/4" x 7" deep	M155HV 10551 Series	CP100LT-RR Series CP100KO-RR Series	\$53.63
1007SB	3/4" x 8" deep	10552 Series 10555 Series	CP60 Series CP62 Series CP64LT Series CP80LT-RR Series CP81KO-RR Series PRO1150 PRO1150KO PRO1160	\$53.63
1008SB	5/8" x 7" deep	M-55HV 10550 Series	CP101KO Series CP102KO Series PRO1100KO Series PRO1102KO Series PRO1140KO Series PRO3100KO PRO3102KO	\$42.90
1009SB	5/8" x 7" deep	M-55 M-55A 10553 Series	CP56LT CP57 Series CP100 Series CP100KO Series CP101LT Series	\$42.90
1010SB	3/4" x 8" deep	M155 10554 Series	CP55 Series CP80 Series CP80KO	\$53.63
1011SB	3/4" x 6 1/2" deep	M155 10554 Series	CP103LT Series CP106KO Series CP106LT Series	\$53.63
1012SB	3/4" x 7" deep	M155 10554 Series	CP56LT CP57 Series CP100 Series CP100KO Series CP101LT Series	\$53.63

PICKUPS

1013SB	¾" x 7" deep	M155 10554 Series	CP100LT-RR Series CP100KO-RR Series	\$53.63
1018BB	¾" x 7" deep	M-77 M-77HV M-99HV 10770 10774 10778 10990	CP100LT-RR Series CP100KO-RR Series	\$53.63
1019SB	5/8" x 7" deep	M-55 M-55A 10553 Series	CP100LT-RR Series CP100KO-RR Series	\$46.48
1020SB	5/8" x 8" deep	M-55HV 10550 Series	CP81KO Series	\$52.80
1021SB	¾" x 8" deep	10552 Series 10555 Series	CP81KO Series	\$52.80
1022SB	¾" x 8" deep	M155HV 10551 Series	CP81KO Series	\$52.80
1023SB	¾" x 8" deep	M-55 M-55A 10553 Series	CP81KO Series	\$52.80
1024SB	¾" x 8" deep	M155 10554 Series	CP81KO Series	\$52.80
1025SB	¾" x 7" deep	SBC140XVDF	CP56LT CP57 Series CP100 Series CP100KO Series CP101LT Series	\$53.63
1026SB	¾" x 7" deep	M155 10554 Series	CP101KO Series CP102KO Series PRO1100KO Series PRO1102KO Series PRO1140KO Series	\$52.80

PICKUPS

1027SB	5/8" x 7" deep	M-55 M-55A 10553 Series	CP101KO Series CP102KO Series PRO1100KO Series PRO1102KO Series PRO1140KO Series PRO3100KO PRO3102KO	\$52.80
1028SB	3/4" x 7" deep	10552 Series 10555 Series	CP100LT-RR Series CP100KO-RR Series	\$53.90
1029SB	3/4" x 8" deep	SBC140XVDF	CP55 Series CP80 Series CP80KO	\$53.63
1030SB	5/8" x 8" deep	M-55 M-55A 10553 Series	CP55 Series CP80 Series CP80KO	\$42.90
1106SB	5/8" x 6 1/2" deep	M-55HV 10550 Series	CP103KO Series CP109KO Series PRO1106KO	\$52.80
1107SB	5/8" x 6 1/2" deep	M-55 M-55A 10553 Series	CP103KO Series CP109KO Series PRO1106KO	\$52.80
1703SB	3/4" x 7" deep	10552 Series 10555 Series	CP101KO Series CP102KO Series PRO1100KO Series PRO1102KO Series PRO1140KO Series PRO3100KO PRO3102KO	\$53.63
	3/4" x 6 1/2" deep	M155 10554 Series	CP103KO Series CP109KO Series PRO1106KO	

PICKUPS

1704SB	¾" x 7" deep	M155HV 10551 Series	CP101KO Series CP102KO Series PRO1100KO Series PRO1102KO Series PRO1140KO Series PRO3100KO PRO3102KO	\$53.63
6109SB	¾" x 7" deep	M-68HV	PRO6100KO	\$69.58



REPLACEMENT SUMP AND WINDAGE TRAYS

CP15001	Louvered windage tray	CP150R12 CP160R12	\$29.70
CP15002	Louvered windage tray	CP150L12 CP160L12	\$29.70
CP15003	Louvered windage tray	CP150KO-3 CP155KO-3 CP160KO-3 CP165KO-3	\$29.70
CP15007	Louvered windage tray	CP220 CP221	\$43.73
CP15008	Louvered windage tray	CP340KO-3 CP360KO-3	\$29.70
CP15009	Louvered windage tray	CP302KO-3 CP351KO-3	\$29.70

REPLACEMENT SUMP AND WINDAGE TRAYS

CP15012	Louvered windage tray	PRO170 Series PRO180 Series	\$34.93
LS-1	Louvered sump tray	LS1000 LS1000-NFF LS3000	\$27.78
LS-2	Louvered sump tray	LS1060 LS1060-1 LS1060-2 LS3060	\$42.90
LS-3	Louvered windage tray	LS1170 LS1171	\$42.90
LT-1	Louvered windage tray	CP55LT Series CP56LT CP57LT Series CP80LT Series CP100LT Series CP101LT Series CP106LT Series	\$42.90
LT-2	Louvered windage tray	CP50LT Series CP60LT CP62 Series	\$42.90
LT-3	Louvered windage tray	CP302LT CP303LT CP306LT CP309LT CP351LT CP353LT CP356LT CP359LT	\$51.70
LT-4	Louvered windage tray	Steel oil pans with OPTION-4	\$59.68

REPLACEMENT SUMP AND WINDAGE TRAYS

LT-5	Louvered windage tray	CP340-7 CP340-7RR CP340-9 CP340-9RR CP360-7 CP360-7RR CP360-9 CP360-9RR	\$51.70
LT-6	Louvered windage tray	CP208LT CP210LT	\$51.70
LT-7	Louvered windage tray	PRO1100KO Series PRO1102KO Series PRO1140KO Series PRO1150KO	\$51.70
LT-8	Louvered windage tray	PRO6100KO with OPTION-4 PRO7100KO with OPTION-4	\$68.48
LT-9	Louvered windage tray	PRO3100KO PRO3102KO PRO3150KO	\$51.70
LT-10	Louvered windage tray	CP81KO Series CP81KO-RR Series CP101KO Series CP102KO Series CP103KO Series CP109KO Series	\$51.70
LT-12	Louvered windage tray	PRO181R3 PRO181R3A	\$42.90
LT-13	Louvered windage tray	LS1100	\$42.90
LT-14	Louvered windage tray	CP329KO CP359KO	\$68.48
LT-15	Louvered windage tray	PRO6100KO PRO7100KO	\$68.48

REPLACEMENT SUMP AND WINDAGE TRAYS

LT-16	Louvered windage tray	PRO6206KO-9 PRO6207KO-9 PRO7202KO-9 PRO7206KO-9 PRO7207KO-9	\$68.48
LT-17	Louvered windage tray	CP302FOX CP302LT-RR CP351FOX CP351LT-RR	\$51.70
LT-18	Louvered windage tray	CP64LT Series	\$42.90
LTKO	Louvered windage tray	CP80KO CP100KO Series CP106KO Series	\$51.70
LTKO-4	Louvered windage tray	CP101KO Series with OPTION-4 CP102KO Series with OPTION-4 CP103KO Series with OPTION-4 CP106KO Series with OPTION-4 CP109KO Series with OPTION-4	\$59.68
ST	Sump tray	CP80 Series CP80KO CP100 Series CP100KO Series CP101LT Series CP106KO Series CP106LT Series	\$19.80
ST-1	Sump tray	CP101KO Series	\$19.80
ST-2	Sump tray	CP102KO Series	\$19.80
ST-4	Sump tray	Steel oil pans with OPTION-4	\$27.78
WS40	Louvered windage tray	CP40 Series	\$24.75



REPLACEMENT TRAY HARDWARE

LT-KIT	Add aluminum louvered windage tray to steel oil pan	\$3.91
LTKO-W&N	Nine washers and nine nuts to secure sump and louvered windage trays into our steel kickout oil pan	\$2.18
LTST-W&N	Nine washers and six nuts to secure sump and louvered windage trays into our steel non-kickout oil pan	\$2.06
LT-W&N	Five washers and three nuts to secure louvered windage tray into our steel oil pan	\$1.89
LT-W&S	One washer and one button head socket cap screw to secure louvered windage tray into our steel oil pan	\$1.87
LT-WSN	One washer, one button head socket cap screw and one nut to secure louvered windage tray into our aluminum oil pan	\$2.64
ST-W&N	Four washers and three nuts to secure sump tray into our steel oil pan	\$1.88

DIPSTICK ASSEMBLY

JR130	Dipstick assembly for the Big Block Chevrolet oil pans	\$30.24
JR131	Dipstick assembly for the Small Block Chevrolet, Ford and Mopar oil pans	\$30.24
JR132	Adapter with inverse flare for our dipstick assembly JR131	\$6.64
JR133	90d dipstick assembly for Big Block Chevrolet oil pans in industrial or marine applications	\$24.87



OIL PAN OPTIONS

OPTION-1	We install a 3/4" inspection hole with plug into any of our steel oil pans	\$10.40
OPTION-2	You install a 3/4" inspection hole with plug into any of our steel oil pans	\$4.43
OPTION-3	We install a 1" inspection hole with plug into any of our steel oil pans	\$19.67
OPTION-3NO	You install a 1" inspection hole with plug into any of our steel oil pans	\$4.43
OPTION-4	We install an external pickup into any of our steel oil pans	\$62.43
OPTION-7	We weld in a seal spacer into our steel Mopar 360 block wet sump oil pans	\$22.13
OPTION-8	We weld in a seal spacer into our steel Mopar 318 and 340 blocks wet sump oil pans	\$28.43
OPTION-9	We install an external pickup into any of our aluminum oil pans	\$78.10

OIL PAN OPTIONS

OPTION-20	We install skid plates onto our aluminum oil pan	\$54.58
OPTION-21	We install one aluminum 1/2" NPT for drain back into our aluminum oil pan	\$8.17



REPLACEMENT OIL PAN PARTS

78-15	1/2"-20 non-magnetic zinc drain plug and 1/2" copper washer set	\$1.23
DP	1/2"-20 magnetic drain plug and 1/2" copper washer set	\$5.65
DP3	3/4"-16 flat bottom zinc plug with a 7/8" bore diameter black-phosphate steel internal retaining ring clip	\$1.56
DP4	3/4"-16 zinc plug, 7/8" bore diameter steel retaining ring clip and steel #8 o-ring port with bung	\$9.18
DPW	1/2" copper washer for the drain plug	\$0.56



OIL PAN BOLT SETS

JR534	Set of ten 3/4" long bolts and six washers for the Small Block Chevrolet aluminum oil pans	\$8.44
JR535	Set of eighteen 1/2" long bolts for the Small Block Chevrolet steel oil pans	\$5.08
JR535-1	Set of eighteen 3/4" long bolts for the Small Block Chevrolet steel oil pans	\$6.43



OIL PAN RAIL GIRDLE SETS

These pan rail girdle sets are designed to spread the torque force over a larger area to help seal the oil pan to the block, regardless of the gasket you use. It is .125" thick and conforms to our racing core oil pans; however, it will also fit stock-appearing core oil pans.

CP20	Oil pan rail girdle set for the Small Block Chevrolet years 1957-1979	\$29.61
CP21	Oil pan rail girdle set for the Small Block Chevrolet years 1986-2003	\$29.61



OIL PAN ADAPTER RAIL

85102	An aluminum adapter rail for the passenger side for our PRO1003, PRO1010 and PRO1013 aluminum oil pans	\$40.70
85103	An aluminum adapter rail for the driver side for our PRO1003, PRO1010 and PRO1013 aluminum oil pans	\$40.70
85302	An aluminum adapter rail for the passenger side for our PRO3003 aluminum oil pans	\$20.95
85303	An aluminum adapter rail for the driver side for our PRO3003 aluminum oil pans	\$20.95

MAIN CAP BAFFLE

This steel main cap baffle is designed primarily for drag racing to prevent oil from reaching the crankshaft during hard acceleration.

CP24	Steel main cap baffle for Small Block Chevrolet	\$1.40
-------------	---	---------------



MELLING SMALL BLOCK CHEVROLET OIL PUMPS AND SHAFTS

IS55E	Heavy duty oil pump intermediate driveshaft	\$13.53
M55	5/8" inlet standard volume oil pump	\$51.34
M55A	5/8" inlet high pressure and standard volume oil pump	\$71.30
M55HV	5/8" inlet high volume oil pump	\$66.25
M99HVS	High volume high pressure oil pump	\$113.42
M155	3/4" inlet standard volume oil pump	\$67.17
M155HV	3/4" inlet high volume oil pump	\$72.35
M10550	5/8" inlet high volume oil pump with steel gears	\$120.00
M10550C	5/8" inlet high volume oil pump with anti-cavitation steel gears	\$140.00
M10550ST	5/8" inlet high volume oil pump with shark tooth gears	\$167.17
M10551	3/4" inlet high volume oil pump with steel gears	\$120.00
M10551C	3/4" inlet high volume oil pump with anti-cavitation steel gears	\$140.00
M10552	3/4" inlet high volume oil pump with steel gears	\$155.00
M10552C	3/4" inlet high volume oil pump with anti-cavitation steel gears	\$165.00
M10552ST	3/4" inlet high volume oil pump with shark tooth gears	\$222.12
M10553	5/8" inlet standard volume oil pump with steel gears	\$112.48
M10553ST	5/8" inlet standard volume oil pump with shark tooth gears	\$156.90
M10555	3/4" inlet high volume oil pump with steel gears	\$155.00
M10555ST	3/4" inlet high volume oil pump with shark tooth gears	\$225.50



MELLING BIG BLOCK CHEVROLET OIL PUMPS AND SHAFTS

IS77	Heavy duty oil pump intermediate driveshaft	\$11.12
M77	Standard volume oil pump	\$70.18
M77HV	High volume oil pump	\$90.30
M10770	3/4" inlet high volume oil pump with steel gears	\$180.79
M10774	3/4" inlet standard volume oil pump with steel gears	\$191.57



MELLING SMALL BLOCK FORD OIL PUMPS AND SHAFTS

IS68	Heavy duty oil pump intermediate driveshaft for the 302 block	\$7.42
IS83	Heavy duty oil pump intermediate driveshaft for the 351 Windsor block	\$7.78
IS84A	Heavy duty oil pump intermediate driveshaft for the 351 Modified block	\$12.42
M68	Standard volume oil pump for the 302 block	\$51.15
M68HV	High volume oil pump for the 302 block	\$74.40
M83	Standard volume oil pump for the 351 Windsor block	\$62.96
M83HV	High volume oil pump for the 351 Windsor block	\$102.57
M84A	Standard volume oil pump for the 351 Modified block	\$66.04
M84AHV	High volume oil pump for the 351 Modified block	\$87.14



MELLING SMALL BLOCK MOPAR OIL PUMPS

M72	Standard volume oil pump	\$61.57
M72HV	High volume oil pump	\$126.60



MELLING BIG BLOCK MOPAR OIL PUMPS AND SHAFTS

IS63	Heavy duty oil pump intermediate driveshaft	\$66.40
M63	Standard volume oil pump	\$123.78
M63HP	High pressure and standard volume oil pump	\$143.01
M63HV	High volume oil pump	\$138.82



MELLING REPLACEMENT SPRING AND PIN

M55058 Yellow 58 psi oil pressure spring and pin **\$1.56**



OIL FILTERS

CP279 Oil filter with bypass **\$10.13**


CP279NB Oil filter with no bypass **\$10.13**



OIL FILTER MOUNTS

CT2257 Billet aluminum oil filter mount for the Small Block Chevrolet **\$45.00**

JR690 Remote oil filter mount that is anodized black (specify clamp size) **\$153.13**



OIL FILTER CLAMPS

JR689-1 1 ¼" clamp anodized black for JR690 **\$35.00**

JR689-2 1 ½" clamp anodized black for JR690 **\$35.00**

JR689-3 1 ¾" clamp anodized black for JR690 **\$35.00**


JR689-4 2" clamp anodized black for JR690 **\$40.00**



FABRICATED ALUMINUM VALVE COVERS – SMALL BLOCK CHEVROLET

These valve covers are made out of .080” aluminum with .50” thick rail. These will fit the 18-23 degree Small Block Chevrolet heads. The inside height of the valve cover is 4 1/8”.


CP1146	Right side plain	\$243.85
CP1146-1	Right side with one tube and welded baffle	\$264.56
CP1146-3	Right side with -12 or -16 an fitting and welded baffle	\$268.55
CP1146-5	Right side with -12 port and welded baffle	\$261.01
CP1146-15	Right side with 1 ½” fill kit	\$286.78
CP1147	Left side plain	\$243.85
CP1147-1	Left side with one tube and welded baffle	\$264.56
CP1147-2	Left side with two tubes and rubber baffles	\$274.37
CP1147-3	Left side with -12 or -16 an fitting and welded baffle	\$268.55
CP1147-4	Left side with one tube, one -12 or -16 an fitting and welded baffles	\$283.40
CP1147-5	Left side with -12 port and welded baffle	\$261.01
CP1147-6	Left side with two tubes and welded baffles	\$279.41
CP1155	We install oilers into any fabricated aluminum SBC or SBF valve cover	\$117.92
OPTION-15	We install 1 ½” fill kit into any aluminum valve cover	\$42.93



FABRICATED ALUMINUM SHORT VALVE COVERS – SMALL BLOCK CHEVROLET

These valve covers are made out of .080” aluminum with .50” thick rail. These will fit the 18-23 degree Small Block Chevrolet heads. The inside height of the valve cover is 2 5/8”.

CP1146S	Right side plain	\$243.85
CP1146S-1	Right side with one tube and welded baffle	\$264.56
CP1146S-3	Right side with -12 or -16 an fitting and welded baffle	\$268.55
CP1146S-15	Right side with 1 ½” fill kit	\$286.78
CP1147S	Left side plain	\$243.85
CP1147S-1	Left side with one tube and welded baffle	\$264.56
CP1147S-2	Left side with two tubes and rubber baffles	\$274.37
CP1147S-3	Left side with -12 or -16 an fitting and welded baffle	\$268.55
CP1147S-4	Left side with one tube, one -12 or -16 an fitting and welded baffles	\$283.40
CP1147S-5	Left side with -12 port and welded baffle	\$261.01
CP1147S-6	Left side with two tubes and welded baffles	\$279.41
CP1155	We install oilers into any fabricated aluminum SBC or SBF valve cover	\$117.92
OPTION-15	We install 1 ½” fill kit into any aluminum valve cover	\$42.93



FABRICATED ALUMINUM VALVE COVERS – SMALL BLOCK CHEVROLET WITH VORTEC HEADS

CP1146V	Right side plain	\$243.85
CP1147V	Left side plain	\$243.85
CP1147-1V	Left side with one tube and welded baffle	\$264.56
CP1147-2V	Left side with two tubes and rubber baffles	\$274.37
CP1147-3V	Left side with -12 or -16 an fitting and welded baffle	\$265.55
OPTION-15	We install 1 ½” fill kit into any aluminum valve cover	\$42.93



FABRICATED ALUMINUM VALVE COVERS – SMALL BLOCK MOPAR

CP1160	Right side plain	\$184.77
CP1160-1	Right side with one tube and welded baffle	\$207.15
CP1160-3	Right side with -12 or -16 an fitting and welded baffle	\$210.57
CP1161	Left side plain	\$184.77
CP1161-1	Left side with one tube and welded baffle	\$207.15
CP1161-2	Left side with two tubes and rubber baffles	\$217.79
CP1161-3	Left side with -12 or -16 an fitting and welded baffle	\$210.57
CP1161-4	Left side with one tube, one -12 or -16 an fitting and welded baffles	\$225.53
CP1161-5	Left side with -12 port and welded baffle	\$201.30
CP1161-6	Left side with two tubes and welded baffles	\$222.11
OPTION-15	We install 1 ½” fill kit into any aluminum valve cover	\$42.93

FABRICATED ALUMINUM VALVE COVERS – SMALL BLOCK MOPAR WITH MAGNUM HEADS

CP1162	Right side plain	\$231.56
CP1163	Left side plain	\$231.56
OPTION-15	We install 1 ½” fill kit into any aluminum valve cover	\$42.93



FABRICATED ALUMINUM VALVE COVERS – SMALL BLOCK FORD

These valve covers are made out of .080” aluminum and .50” thick rail. These will fit almost all rocker and ratio combinations, including the 1.7 ratio rockers.

CP1170	Right side plain	\$233.84
CP1170-1	Right side with one tube and welded baffle	\$256.22
CP1170-3	Right side with -12 or -16 an fitting and welded baffle	\$259.64
CP1171	Left side plain	\$233.84
CP1171-1	Left side with one tube and welded baffle	\$264.56
CP1171-2	Left side with two tubes and rubber baffles	\$274.28
CP1171-3	Left side with -12 or -16 an fitting and welded baffle	\$259.64
CP1171-4	Left side with one tube, one -12 or -16 an fitting and welded baffles	\$282.02
CP1171-5	Left side with -12 port and welded baffle	\$250.36
CP1171-6	Left side with two tubes and welded baffles	\$278.60
CP1155	We install oilers into any fabricated aluminum SBC or SBF valve cover	\$117.92
OPTION-15	We install 1 ½” fill kit into any aluminum valve cover	\$42.93



POLISHED ALUMINUM VALVE COVERS – SMALL BLOCK CHEVROLET

CP1140	Plain set	\$159.85
CP1141	Plain	\$79.93
CP1142	Two tubes and rubber baffles	\$110.17
CP1142-6	Two tubes and welded baffles	\$117.63
CP1143	-12 or -16 an fitting and welded baffle	\$97.82
CP1144	One tube, one -12 or -16 an fitting and welded baffles	\$112.94
CP1145	Set with one plain valve cover and one valve cover having two tubes and rubber baffles	\$190.10
CP1145-6	Set with one plain valve cover and one valve cover having two tubes and welded baffles	\$197.55
CP1145TF	Set with one plain valve cover and one valve cover having two tubes forward and rubber baffles	\$190.10
CP1145TF-6	Set with one plain valve cover and one valve cover having two tubes forward and welded baffles	\$197.55
OPTION-15	We install 1 ½” fill kit into any aluminum valve cover	\$42.93



POLISHED ALUMINUM VALVE COVERS – SMALL BLOCK CHEVROLET WITH VORTEC HEADS

CP1141V	Plain	\$91.87
CP1143V	-12 or -16 an fitting and welded baffle	\$109.76
CP1145V	Set with one plain valve cover and one valve cover having two tubes and rubber baffles	\$202.04
CP1145VTF	Set with one plain valve cover and one valve cover having two tubes forward and rubber baffles	\$202.04
OPTION-15	We install 1 ½” fill kit into any aluminum valve cover	\$42.93



STAMPED STEEL VALVE COVERS – SMALL BLOCK CHEVROLET

CP140	Set with one plain valve cover and one valve cover having two tubes and welded baffles	\$78.27
CP140-1	Two tubes and welded baffles	\$54.81
CP140-2	Plain	\$23.46
CP140B	Black powder coated set with one plain valve cover and one valve cover having two tubes and welded baffles	\$84.54
CP140TF	Set with one plain valve cover and one valve cover having two tubes forward and welded baffles	\$78.27



STAMPED STEEL VALVE COVERS – SMALL BLOCK FORD

CP310	Set with one plain valve cover and one valve cover having two tubes and welded baffles	\$71.45
CP310TF	Set with one plain valve cover and one valve cover having two tubes forward and welded baffles	\$71.45





VALVE COVER OPTIONS

CP1155	We install oilers into any fabricated aluminum SBC or SBF valve cover	\$117.92
OPTION-15	We install 1 ½” fill kit into any aluminum valve cover	\$42.93
OPTION-16	You install 1 ½” fill kit into any valve cover	\$32.95



VALVE COVER BREATHERS AND WRAPS

JR142	1 ½" unshielded	\$11.70
JR142-3	1 3/8" unshielded	\$11.70
JR143	1 ½" shielded	\$10.50
JR143-3	1 3/8" shielded	\$10.50
JR145	½" unshielded	\$11.49
JR147	Red foam wrap for JR142	\$4.83
JR147B	Blue foam wrap for JR142	\$4.83



VALVE COVER HOLD DOWN BARS

JR141	Chrome finish	\$4.86
JR148	Set of eight competition duty in zinc finish	\$16.40
JR148-1	Competition duty in zinc finish	\$1.88



VALVE COVER INSERTS

CP1149	Set of eight stainless steel valve cover inserts for SBC	\$27.00
CP1169	Set of ten stainless steel valve cover inserts for SBM	\$33.75
CP1179	Set of twelve stainless steel valve cover inserts for SBF	\$40.50
JR149	Rubber baffle insert	\$1.15



MISCELLANEOUS VALVE COVER ACCESSORIES

89130	Oil deflector plates for the SBC and SBF 351W with no hardware	\$12.20
A10193	Aluminum heat shield to protect valve cover	\$13.68
CP709	Oil deflector plates, studs, washers and nuts for the SBC and SBF 351W	\$36.72
CP1157	Steel #4 JIC to 1/16 NPT fitting for oiler rail	\$12.92
JR144	Set of eight "T" handles for the SBC valve covers	\$19.30
JR144-1	Set of twelve "T" handles for the SBF valve covers	\$28.94
JR914	Cap for fill kit on aluminum valve covers	\$24.48



DRY SUMP TANKS

These aluminum dry sump tanks feature: 3 1/2 gallons, simple mounting brackets, a baffled vent, a dipstick on the cap, an unique air separator with a pleated 380 micron screen that can be removed and inspected for oil system debris, a -12 an port outlet, a 3/4" NPT outlet, a 3/4" NPT vent fitting and a 1/2" NPT oil temp.

CP300	Dry sump tank with remote vent	\$555.78
CP300V	Dry sump tank with baffled vent on top	\$555.78



OIL SEPARATOR TANKS

These aluminum oil separator tanks show improved horsepower of up to ten horse and improved the power band of the motor in the upper RPM range. These tanks feature: one or two -12 an fittings and a ¼" NPT fitting.

Use with Standard's check valve part number #AV7.

Do **not** use this tank with the GM crate engine as you may have seal or gasket failures.

JR910	3" x 4" single evacuation with one -12 an fitting	\$67.65
JR910-1	3" x 6" dual evacuation with two -12 an fitting	\$97.35



POWER STEERING TANKS

These aluminum power steering tanks feature: 1/8" pipe plug to give you the option to vent, a #6 an fitting on left or right side and a #10 an fitting on bottom.

JR900	#6 an fitting on left side	\$77.39
JR901	#6 an fitting on right side	\$77.39
JR912	Roll bar mounted with #6 an fitting on left side	\$77.44
JR913	Roll bar mounted with #6 an fitting on right side	\$77.44



REAR END FILLER TANK

JR906 Aluminum low profile



\$77.44

RADIATOR BURP TANKS

JR902 No sealed mount

\$66.44

JR903 Sealed fire wall mount

\$45.10

JR904 Sealed deck mount

\$47.74

JR911 Roll bar mounted

\$77.39



VALVE COVER BREATHER TANK

This aluminum valve cover breather tank comes blank. You need to specify where and how many fittings you need. Typically, we use 1/2" female NPT fittings.

JR905 Blank
OPTION-21 We install one fitting to tank



\$63.80

\$8.17

FLUID FILLER TANKS

JR915 25 oz

\$77.39

JR916 12 oz

\$77.39

TANK ACCESSORIES

A82026	Baffle for dry sump tank	\$22.85
CP300-DIP	Dipstick with cap for dry sump tank	\$44.63
CP300-LID	Dry sump tank lid with no housing or screen	\$84.98
HPF301	Gasket for dry sump tank	\$12.03
HPF303	Coarse 40 mesh screen for dry sump tank	\$48.11
HPF304	Fine 50 mesh screen for dry sump tank	\$48.11
HPF75006	Screen housing for dry sump tank	\$84.06
JR914	Cap for power steering and rear end filler tanks	\$24.48
JR1325	500 watt adhesive dry sump tank heater	\$146.93
JR2648	1,000 watt adhesive dry sump tank heater	\$193.90
S10092	Steel evacuation exhaust washer gusset	\$0.65



TIMING COVERS

These GM-style timing covers feature: tolerances equal to or better than the original GM covers, a larger relief for a racing cam button, a tighter formed radius for improved rigidity, .048" steel material and a clear zinc or black powder coated finish.

CP135	Small Block Chevrolet 1957-1974 in clear zinc finish	\$37.51
CP135B	Small Block Chevrolet 1957-1974 in black powder coating finish	\$37.51
CP135NS	Small Block Chevrolet 1957-1974 with no timing seal in clear zinc finish	\$37.51
CP136	Small Block Chevrolet 1975-2003 in clear zinc finish	\$37.84
CP136WS	Small Block Chevrolet 1975-2003 with strap in clear zinc finish	\$39.79
CP137	Small Block Chevrolet 1957-1974 with big crank snout in clear zinc finish	\$51.57



DISTRIBUTOR GEARS

DSC302	Bronze distributor gear for the Small Block Ford 302	\$31.60
DSC350	Bronze distributor gear for the Small Block Chevrolet	\$31.60
DSC350A	Bronze distributor gear for the Accel distributor on a Small Block Chevrolet	\$31.60
DSC350MSD	Bronze distributor gear for the MSD distributor on a Small Block Chevrolet	\$31.60
DSC351C	Bronze distributor gear for the Small Block Ford 351C	\$31.60
DSC351W	Bronze distributor gear for the Small Block Ford 351W	\$31.60



STUD GIRDLE NUTS

DSC302SGN	Set of sixteen 3/8" stud girdle nuts for the Small Block Chevrolet or Small Block Ford	\$5.77
DSC303SGN	Set of sixteen thin 7/16" stud girdle nuts for the Small Block Chevrolet or Small Block Ford	\$5.77
DSC304SGN	Set of sixteen thick 7/16" stud girdle nuts for the Small Block Chevrolet or Small Block Ford	\$5.77



MISCELLANEOUS ENGINE ACCESSORIES

CP710	Steel lifter valley baffle set for Small Block Chevrolet	\$40.57
CP710A	Aluminum lifter valley baffle set for Small Block Chevrolet	\$43.90
CP712	Steel engine lift plate in clear zinc finish	\$15.22
CP714	Aluminum water outlet divider	\$6.78
CP715	Aluminum water outlet divider with -16 an fitting	\$29.08
CP716	Aluminum water outlet divider with -20 an fitting	\$38.40
CP725	Aluminum GM H.E.I. distributor vacuum advance lockdown plate	\$2.53
CP726	Aluminum GM H.E.I. distributor mechanical advance lockdown plate	\$1.33
DA400	Balance plate for the Small Block Chevrolet 400 cubic inch engine	\$31.25
JR136	Timing mark indicator for the 7" balancer in Small Block Chevrolet years 1957-1974	\$4.61
JR137	Timing mark indicator for the 8" balancer in Small Block Chevrolet years 1957-1975	\$4.61
JR530	Chrome distributor hold down	\$5.76
JR536	Set of ten bolts for the Small Block Chevrolet timing covers	\$3.41



FUEL FILTER MOUNT AND CLAMPS

JR689-1	1 ¼" clamp anodized red for JR695	\$35.00
JR689-2	1 ½" clamp anodized red for JR695	\$35.00
JR689-3	1 ¾" clamp anodized red for JR695	\$35.00
JR689-4	2" clamp anodized red for JR695	\$40.00
JR695	Fuel filter mount anodized red	\$153.13



FAN BLADE

This Afco-style fan blade features: four blades with a 32 degrees pitch and a black finish.

JR168-15 15"



\$38.20

BELTS

JRP-600-20	1" wide heavy duty high torque drive belt	\$25.00
JRP-600-30	1 ¼" (30MM) wide heavy duty drive belt	\$90.22
JRP-640-20	1 ¼" heavy duty belt for KSE mounted on Bert	\$37.25



PULLEYS – SMALL BLOCK CHEVROLET

JR177	Black anodized upper pulley with 15% reduction, 6 15/16" diameter and 3/4" hole	\$104.43
JR178	Black anodized lower pulley with 15% reduction and 5 13/16" diameter for short pump	\$107.25
JR179	Black anodized lower pulley with 15% reduction and 5 13/16" diameter for long pump	\$100.10
JR180	Black anodized lower pulley with 30% reduction and 4 13/16" diameter for short pump	\$88.80
JR181	Black anodized upper pulley with 1:1 ratio, 5 13/16" diameter and 3/4" hole	\$133.50
JR188-1	Aluminum alternator pulley with a small V	\$41.25
JR191	Aluminum upper water pump pulley with double grooves and 1:1 ratio	\$85.00
JR196	Aluminum upper water pump pulley with double grooves, small V and 15% reduction	\$97.50
JR198	Aluminum lower water pump pulley with triple grooves and small V for short pump	\$90.00
JR198-1	Aluminum lower water pump pulley with double grooves and small V for short pump	\$85.00
JR199	Aluminum lower water pump pulley with triple grooves and small V for long pump	\$92.50
JR199-1	Aluminum lower water pump pulley with double grooves and small V for long pump	\$87.50



PULLEY – SMALL BLOCK FORD

JR187	Lower pulley with double grooves	\$101.48
--------------	----------------------------------	-----------------



PULLEYS – SMALL BLOCK MOPAR

JR183	Upper pulley with double grooves	\$98.68
JR183-1	Upper pulley with double grooves and 1:1 ratio	\$98.68
JR184	Lower pulley with double grooves	\$107.38
JR184-1	Lower pulley with double grooves and 1:1 ratio	\$107.38







MISCELLANEOUS PULLEYS

JR188	3 ¼" water pump accessory pulley for the 3/8" belt	\$37.50
JRP-6103	Jones Racing Products 40 tooth by 1 ¼" wide pulley	\$95.49

FAN AND PULLEY ADAPTERS AND SPACERS

DS364B	Aluminum pulley bushing	\$4.88
DS364-90	0.08" thick aluminum lower pulley spacer	\$1.63
JR165	Aluminum upper water pump spacer	\$1.03
JR166	Aluminum ¾" OD x 5/8" ID reducer	\$1.63
JR169	1 ½" long fan spacer	\$77.28
JR169-1	1" long fan spacer	\$76.79
JR170	2" long fan spacer	\$79.77
JR171	2 ½" long fan spacer	\$81.63
JR172	3" long fan spacer	\$83.29
JR173	3 ½" long fan spacer	\$84.73
JR187-1	¼" aluminum spacer for our lower pulley JR187	\$18.75
JR187-2	½" aluminum spacer for our lower pulley JR187	\$20.00
JR189	Aluminum lower pulley adapter for Chevrolet to Ford	\$34.38



AIR CLEANER HOUSING

JR510	14" chrome top and bottom air cleaner housing	\$20.60
JR511	14" spun aluminum top and bottom air cleaner housing	\$47.50
JR511-1	14" spun aluminum top and bottom with 1 ¼" offset hole air cleaner housing	\$62.50
JR511B	14" spun aluminum air cleaner bottom	\$25.00
JR511B-1	14" spun aluminum air cleaner bottom with 1 ¼" offset hole	\$40.00
JR511T	14" spun aluminum air cleaner top	\$22.50
JR512	14" spun aluminum top and bottom air cleaner housing with ¼" rise and ½" tall sure seal adapter with o-ring	\$69.45
JR512-1	14" spun aluminum top and bottom with 1 ¼" offset hole air cleaner housing with ¼" rise and ½" tall sure seal adapter	\$84.45
JR520	14" chrome top and bottom air cleaner housing with 4" washable air filter element	\$68.35



AIR CLEANER ACCESSORIES

JR513	S & B Filters 14" x 5" washable cotton air filter element	\$64.78
JR514-1	¼" offset stud with hardware for air cleaner	\$9.38
JR515	S & B Filters 14" x 4" washable cotton air filter element	\$47.75
JR517	S & B Filters 8 oz oil bottle for air filter in blue or red	\$8.87
JR518	Blue foam wrap for both the 4" and 5" tall air filter elements	\$19.46
JR519	Red foam wrap for both the 4" and 5" tall air filter elements	\$19.46




SURE SEAL ADAPTERS

JR521	Aluminum 1" rise and 1 ¼" tall with o-ring for aluminum air cleaners	\$23.70
JR522	Aluminum ¾" rise and 1" tall with o-ring for aluminum air cleaners	\$22.20
JR522-1	Aluminum 1 ½" rise and 1 ¾" tall with o-ring for aluminum air cleaners	\$28.70
JR523	Aluminum 2" rise and 2 ¼" tall with o-ring for aluminum air cleaners	\$35.95
JR523-1	Aluminum 2 ½" rise and 2 ¾" tall with o-ring for aluminum air cleaners	\$39.95
JR524	Aluminum ¼" rise and ½" tall with o-ring for aluminum air cleaners	\$21.95
JR524-1	Aluminum ½" rise and ¾" tall with o-ring for aluminum air cleaners	\$22.83
JR524OR	Replacement o-ring	\$2.41
JR538	Aluminum ¼" rise and ½" tall with o-ring for chrome air cleaners	\$19.70
JR538-1	Aluminum ½" rise and ¾" tall with o-ring for chrome air cleaners	\$20.95
JR538-2	Aluminum ¾" rise and 1" tall with o-ring for chrome air cleaners	\$22.20
JR538-3	Aluminum 1" rise and 1 ¼" tall with o-ring for chrome air cleaners	\$23.70
JR538-4	Aluminum 1 ½" rise and 1 ¾" tall with o-ring for chrome air cleaners	\$26.20
JR538-5	Aluminum 2" rise and 2 ¼" tall with o-ring for chrome air cleaners	\$28.95
JR538-6	Aluminum 2 ½" rise and 2 ¾" tall with o-ring for chrome air cleaners	\$31.58



CARBURETOR ACCESSORIES

A10014	Aluminum intake mounted throttle return bracket	\$5.73
A10014-1	Aluminum intake mounted throttle return bracket that's 1" taller	\$6.53
A10138	Aluminum carburetor restrictor plate with 1 1/8" holes	\$16.08
A10210	Aluminum cold air box	\$46.35
CT109G	Brzezinski Racing Product's carburetor gasket for the Rochester 2 bbl carburetor	\$5.00
DSC300	XRP's #8 Holley 7/8"-20 fitting and washer in standard length	\$13.14
DSC300M	XRP's #8 Holley 7/8"-20 fitting and washer in short length	\$19.71
DSC300S	XRP's #8 Holley 7/8"-20 fitting and washer in extra short length	\$13.62
JR660	Carburetor return spring kit	\$9.28




These fuel logs keep the supply of fuel closer to the carburetor, which is a must for those running alcohol. They feature: flexible lines to the carburetor that allow for easy jet changing and a 3/8" or 1/2" fittings for gas or alcohol (you specify).

JR670	3/8" male inverted flare	\$84.14
JR670-AN	3/8" male inverted flare and -8 an fitting on the input	\$84.31
JR680	-8 female JIC fitting	\$77.79
4738-8-8B	1/2" pipe to 1/2" push-lok hose bar fitting	\$5.66



EXHAUST BLOCK OFF PLATES

CP713	Six piece aluminum plates for the Small Block Chevrolet	\$18.60
CP728	Two piece aluminum plates for the Small Block Chevrolet	\$17.45
CP729	Two piece aluminum plates for the Big Block Chevrolet	\$24.25
CP730	Four piece aluminum plates for the Big Block Chevrolet	\$25.40



CHAMP MATS

CP10	Black 48" long by 32" wide by 1 ½" high	\$50.21
CP11	Orange 48" long by 32" wide by 1 ½" high	\$52.33
CP12	Black 32" long by 16" wide by 1 ½" high	\$22.36



FITTINGS

KB980012	Aluminum -12 an male to -12 an male o-ring boss straight	\$18.75
KB980013	Aluminum -12 an male to -10 an male o-ring boss straight	\$15.63
KB987108	Aluminum -8 weld on female bung	\$6.25
KB987110	Aluminum -10 weld on female bung	\$3.75
KB987112	Aluminum -12 weld on female bung	\$8.75
KB987116	Aluminum -16 weld on female bung	\$20.63
KB996703	Aluminum 3/8" NPT female weld on bung	\$2.75
KB996704	Aluminum 1/2" NPT female weld on bung	\$3.00
KB996706	Aluminum 3/4" NPT female weld on bung	\$3.38
KB996708	Aluminum 1" NPT female weld on bung	\$24.38
KB997104	Aluminum -4 male weld on	\$5.63
KB997106	Aluminum -6 male weld on	\$6.63
KB997108	Aluminum -8 male weld on	\$7.38
KB997110	Aluminum -10 male weld on	\$8.13
KB997112	Aluminum -12 male weld on	\$8.38
KB997116	Aluminum -16 male weld on	\$21.63



We also offer a wide variety of fittings and hose from XRP





NHRA ACCEPTED PUSHLOCK HOSE

ACCESS DOORS

Our access door and frame come with hinge, dzus springs and captivated dzus buttons. The access door and frame will come with a protective film for installation.

CB20606	Polished aluminum 6" x 6"	\$26.26
CB20606-BLK	Gloss black aluminum 6" x 6"	\$22.16
CB20606-FBLK	Flat black aluminum 6" x 6"	\$22.16
CB20606-W	White aluminum 6" x 6"	\$22.16
CB20808	Polished aluminum 8" x 8"	\$31.36
CB20808-BLK	Gloss black aluminum 8" x 8"	\$25.49
CB20808-FBLK	Flat black aluminum 8" x 8"	\$25.49
CB20808-W	White aluminum 8" x 8"	\$25.49
CB21010	Polished aluminum 10" x 10"	\$39.75
CB21010-BLK	Gloss black aluminum 10" x 10"	\$31.20
CB21010-FBLK	Flat black aluminum 10" x 10"	\$31.20
CB21010-W	White aluminum 10" x 10"	\$31.20
CB21406	Polished aluminum 14" x 6"	\$45.68
CB21406-BLK	Gloss black aluminum 14" x 6"	\$37.80
CB21406-FBLK	Flat black aluminum 14" x 6"	\$37.80
CB21406-W	White aluminum 14" x 6"	\$37.80
CB21408	Polished aluminum 14" x 8"	\$48.95
CB21408-BLK	Gloss black aluminum 14" x 8"	\$39.95
CB21408-FBLK	Flat black aluminum 14" x 8"	\$39.95
CB21408-W	White aluminum 14" x 8"	\$39.95
CB21410	Polished aluminum 14" x 10"	\$53.38
CB21410-BLK	Gloss black aluminum 14" x 10"	\$42.88
CB21410-FBLK	Flat black aluminum 14" x 10"	\$42.88
CB21410-W	White aluminum 14" x 10"	\$42.88
CB21414	Polished aluminum 14" x 14"	\$64.25
CB21414-BLK	Gloss black aluminum 14" x 14"	\$51.50
CB21414-FBLK	Flat black aluminum 14" x 14"	\$51.50
CB21414-W	White aluminum 14" x 14"	\$51.50
CB21610	Polished aluminum 16" x 10"	\$57.81
CB21610-BLK	Gloss black aluminum 16" x 10"	\$45.99
CB21610-FBLK	Flat black aluminum 16" x 10"	\$45.99
CB21610-W	White aluminum 16" x 10"	\$45.99
CB21616	Polished aluminum 16" x 16"	\$82.59
CB21616-BLK	Gloss black aluminum 16" x 16"	\$63.74
CB21616-FBLK	Flat black aluminum 16" x 16"	\$63.74
CB21616-W	White aluminum 16" x 16"	\$63.74





ACCESS DOOR REPLACEMENT PARTS

A1155X5	Aluminum 5" long hinge	\$2.28
A1155X13	Aluminum 13" long hinge	\$3.21
A1155X15	Aluminum 15" long hinge	\$3.77
JR1048	Spring loaded slotted headed button and spring	\$6.58
JR1048-1	Gloss black spring loaded slotted button and spring	\$9.74
JR1048-2	Spring loaded winged button and spring	\$10.25

BATTERY BOXES AND REPLACEMENT PARTS

CB200	Steel 11" long weld on with mounting ears	\$34.72
CB200-1	Steel 11" long weld on with no mounting ears	\$33.48
CB200-2	Steel 11" long weld on with angled sides	\$34.72
CB200-3	Steel 11" long bolt on	\$40.60
CB200-4	Steel 11" long with removable right side	\$35.31
CB200-5	Steel 11" long with removable left side	\$33.80
CB200-6	Steel 9 ½" long weld on with mounting ears	\$34.72
CB200-7	Steel 9 ½" long weld on with no mounting ears	\$33.48
CB201	Hold down, two bolts and two nuts kit	\$9.70
CB202	One bolt and one nut	\$2.87



MUD CAP COVERS – BEADLOCK WHEELS

JR1031	Polished aluminum for Aero, Bassett and Weld	\$45.51
JR1031-BLK	Gloss black aluminum for Aero, Bassett and Weld	\$37.63
JR1031-B	Polished aluminum for standard Bassett	\$45.51
JR1031-B-BLK	Gloss black aluminum for standard Bassett	\$37.63
JR1031-D	Polished aluminum for Diamond	\$45.51
JR1031-D-BLK	Gloss black aluminum for Diamond	\$37.63
JR1031-R	Polished aluminum for Real	\$45.51
JR1031-R-BLK	Gloss black aluminum for Real	\$37.63
JR1034-B	Polished aluminum for bolt on Bassett	\$66.89
JR1034-B-BLK	Gloss black aluminum for bolt on Bassett	\$56.39
JR1045	Add louvers	\$2.19

MUD CAP COVERS – NON-BEADLOCK WHEELS

JR1041	Polished aluminum to fit with our JR1040 ring when used on a Weld	\$54.11
JR1041-BLK	Gloss black aluminum to fit with our JR1040 ring when on a Weld	\$43.61
JR1041-B	Polished aluminum to fit with our JR1040 ring when used on a Bassett or Diamond	\$54.11
JR1041-B-BLK	Gloss black aluminum to fit with our JR1040 ring when used on a Bassett or Diamond	\$43.61
JR1045	Add louvers	\$2.19



MUD CAP COVER REPLACEMENT PARTS

JR1046	Bolt kit with three bolts and three washers for our bolt on cover	\$29.16
JR1047	Three polished dzus .40" buttons and three washers	\$16.33
JR1047-1	Three gloss black dzus .40" buttons and three washers	\$18.82

MUD CAP RINGS

JR1030	Aluminum ring that gets pinched between old style Weld beadlock and Weld aluminum wheels	\$11.55
JR1040	Aluminum expander ring that seats in the small bead groove in Bassett, Diamond and Weld non-beadlock wheels	\$32.35
JR1040-WNH	Aluminum expander ring with no hardware for the Bassett, Diamond and Weld non-beadlock wheels	\$25.27
JR1040-S	Steel expander ring that seats in the small bead groove in Bassett, Diamond and Weld non-beadlock wheels	\$40.70
JR1040-6	Aluminum expander ring with six tabs for the Bassett, Diamond and Weld non-beadlock wheels	\$47.87
JR1040-6NH	Aluminum expander ring with six tabs with no hardware for the Bassett, Diamond and Weld non-beadlock wheels	\$34.85
JR1040-B	Aluminum bolt on expander ring with ¼ -20 zerk nuts for the Weld non-beadlock wheels	\$38.50



JACK STANDS AND WING

CB801	15" tall aluminum 2 ton jack stand that is stackable	\$128.08
CB801	19" tall aluminum 2 ton jack stand that is stackable	\$138.65
CB803	15" tall aluminum jack stand with an 8" wide top	\$98.25



This dirt wing will fit any aluminum jack between 6 ¼" to 6 ¾" wide. It helps balance the jack in uneven conditions.

JR200	Aluminum dirt wing for aluminum jack stands	\$44.65
--------------	---	----------------



INDIVIDUAL BODY BRACE

89118	Aluminum 66" long body brace bent at 90 degrees	\$20.70
89118-120	Aluminum 66" long body brace bent at 120 degrees	\$20.70
89119	Aluminum 30" long quarter panel body brace bent at 45 degrees	\$11.50
89119-90	Aluminum 30" long quarter panel body brace bent at 90 degrees	\$11.50
89120	Aluminum 26" long quarter panel body brace bent at 90 degrees	\$11.08
89120-45	Aluminum 26" long quarter panel body brace bent at 45 degrees	\$11.08
89121	Aluminum 10" long front fender body brace bent at 90 degrees	\$4.80
89182	Aluminum 72" long door bar brace bent at 90 degrees	\$26.03
89182-45	Aluminum 72" long door bar brace bent at 45 degrees	\$26.03
89191	Aluminum 52" long door brace for a Modified	\$16.38
89192	Aluminum 25" long quarter panel body brace for a Modified	\$8.85
89193	Aluminum 32" long body brace bent at 90 degrees	\$11.85
89193-45	Aluminum 32" long body brace bent at 45 degrees	\$11.85
89194	Aluminum 34" long body brace bent at 90 degrees	\$12.30
89194-45	Aluminum 34" long body brace bent at 45 degrees	\$12.30
89207	Aluminum 55" long door bar brace	\$18.03
89241	Aluminum 48 ½" long door bar brace	\$16.15
89257	Aluminum deck support for SSR Race Cars	\$21.75
89258	Aluminum 60" long door bar brace	\$20.70
89264	Aluminum 43" long door bar brace	\$14.38
89265	Aluminum 46 ½" long door bar brace	\$15.43
89266	Aluminum 48" long door bar brace	\$16.03
89268	3/16" thick aluminum 66" long door bar brace	\$29.18
89269	3/16" thick aluminum 14" long door bar brace with 90 degree bend	\$8.63
89270	3/16" thick aluminum 34" long door bar brace with 45 degree bend	\$16.45
89270-90	3/16" thick aluminum 34" long door bar brace with 90 degree bend	\$16.45
89271	3/16" thick aluminum 66" long door bar brace with 45 degree bend and reinforced with 90 degree bend	\$37.00
89272	3/16" thick aluminum 34" long door bar brace with 45 degree bend and reinforced with 90 degree bend	\$21.93
89273	3/16" thick aluminum 30" long door bar brace with 45 degree bend and reinforced with 90 degree bend	\$20.80
89274	3/16" thick aluminum 30" long door bar with 90 degree bend	\$16.33
89275	3/16" thick aluminum 14" long door bar brace with 45 degree bend and reinforced with 90 degree bend	\$12.65
89318	Aluminum 66" long door bar with 45 degree bend and reinforced with 90 degree bend	\$26.50
89319	Aluminum 30" long door bar with 45 degree bend and reinforced with 90 degree bend	\$14.88
89320	Aluminum 26" long door bar with 45 degree bend and reinforced with 90 degree bend	\$13.83
89382	Aluminum 72" long door bar with 45 degree bend and reinforced with 90 degree bend	\$27.85

INDIVIDUAL BODY BRACE

89394	Aluminum 34" long door bar with 45 degree bend and reinforced with 90 degree bend	\$15.43
89411	Aluminum 47" long by 1" wide by 2" tall nose brace	\$12.58
89412	Aluminum 47" long by 1" wide by 1" tall nose brace	\$10.23
89414	Aluminum 60 ½" long door bar brace	\$20.70
A10015	Aluminum 46" long by 3/16" thick adjustable strapping	\$10.75
A10015-1	Aluminum 46" long by 3/16" thick solid strapping	\$10.75
A10016	Aluminum deck support with hood pin mounts for Late Models	\$44.35
A10029	Aluminum 42" long roof support	\$12.13
A10029-1	Aluminum 48" long roof support	\$13.83
A10029-2	Aluminum 50" long roof support	\$14.30
A10035	Aluminum deck support behind driver for MasterSbilt chassis	\$19.05
A10074	Aluminum nose support	\$25.48
A10188	Aluminum MD3 nose support for TRC Super Stock chassis	\$32.40
A10216	Aluminum right rear t-bar breakaway	\$25.03
A10216-BLK	Aluminum right rear t-bar breakaway powder coated black	\$39.53
A10217	Aluminum rear deck support for TRC Super Stock chassis	\$15.70
A10226	Aluminum MD3 nose support for Late Models	\$21.05
A10232	Aluminum left side rear deck support for TRC Super Stock chassis	\$22.95
A10233	Aluminum center rear deck support for TRC Super Stock chassis	\$57.58
A10234	Aluminum right side rear deck support for TRC Super Stock chassis	\$22.95
A10235	Aluminum right side rear deck little breakoff support for TRC chassis	\$4.95
A10236	Aluminum left side middle deck support for TRC Super Stock chassis	\$5.95
A10237	Aluminum middle deck support for TRC Super Stock chassis	\$15.05
A10238	Aluminum right side middle deck support for TRC Super Stock chassis	\$10.13
A10239	Aluminum left side front deck support for TRC Super Stock chassis	\$7.03
A10240	Aluminum middle front deck support for TRC Super Stock chassis	\$31.43
A10241	Aluminum right side front deck support for TRC Super Stock chassis	\$9.80
A10242	Aluminum front filler panel support for TRC Super Stock chassis	\$42.13
A10243	Aluminum front hood pin brackets for TRC Super Stock chassis	\$3.23



BODY BRACE KITS

JR1010	Nine piece aluminum kit: three door braces, two lower quarters, two upper quarters and two front fenders	\$120.05
JR1010-1	Ten piece aluminum kit for BRC chassis: four door braces, four quarters and two front fenders	\$140.75
JR1010-2	Nine piece aluminum kit for DBE Rocket chassis: three door braces, four quarters and two front fenders	\$123.20
JR1010-3	Ten piece aluminum kit for Warrior chassis: four door braces, four quarters and two front fenders	\$144.80
JR1010-4	Six piece aluminum kit: two door braces, two quarters and two front fenders	\$89.75
JR1010-5	Nine piece aluminum body brace kit: three door braces, two lower quarters, two upper quarters and two front fenders	\$120.90
JR1010-6	Nine piece aluminum kit for Late Models: three door braces, four quarters and two front fenders	\$120.05
JR1010-7	Nine piece aluminum kit with reinforced bend: three door braces, four quarters and two front fenders	\$127.65
JR1011	Nine piece aluminum kit for GRT chassis: three door braces, four quarters and two front fenders	\$120.05
JR1012	Four piece aluminum rear quarters kit	\$48.37
JR1060	Seven piece aluminum kit for Modifieds: three door braces, two quarters and two front fenders	\$101.68

INDIVIDUAL SPOILER PARTS – IMCA LATE MODEL

89100	Aluminum right side spoiler end adjuster bracket for 8" tall spoiler	\$6.23
89100-2	Aluminum right side spoiler end solid adjuster bracket for 8" tall spoiler	\$6.68
89101	Aluminum left side spoiler end adjuster bracket for 8" tall spoiler	\$6.23
89102	Aluminum center support strap	\$10.28
89103	Aluminum center support bracket	\$3.15
89104	Aluminum rear support bracket	\$2.10
89110	Aluminum 72" long back backbone	\$21.13
89189	Aluminum 57" long split backbone	\$17.33
89190	Aluminum 15" long split backbone	\$6.13
A10023	Aluminum 72" long by .063" thick by 8" tall spoiler blade	\$39.98
A10023-BLK	Black aluminum 72" long by .063" thick by 8" tall spoiler blade	\$51.05
A10023-W	White aluminum 72" long by .063" thick by 8" tall spoiler blade	\$51.05
A10064	Aluminum 15" long by .060" thick by 8" tall split spoiler blade	\$10.43
A10064-80	Aluminum 15" long by .080" thick by 8" tall split spoiler blade	\$12.53
A10064-BLK	Black aluminum 15" long by .060" thick by 8" tall split spoiler blade	\$12.98
A10064-W	White aluminum 15" long by .060" thick by 8" tall split spoiler blade	\$12.98
A10065	Aluminum 57" long by .060" thick by 8" tall split spoiler blade	\$32.20
A10065-80	Aluminum 57" long by .080" thick by 8" tall split spoiler blade	\$39.40
A10065-BLK	Black aluminum 57" long by .060" thick by 8" tall split spoiler blade	\$41.03
A10065-W	White aluminum 57" long by .060" thick by 8" tall split spoiler blade	\$41.03
A10118	Aluminum 8" tall by .060" thick left side rudder	\$19.00

INDIVIDUAL SPOILER PARTS – IMCA LATE MODEL

A10118-1	Black aluminum 8" tall by .060" thick left side rudder	\$23.50
A10118-80	Aluminum 8" tall by .080" thick left side rudder	\$22.60
A10118-W	White aluminum 8" tall by .060" thick left side rudder	\$23.50
A10119	Aluminum 8" tall by .060" thick center rudder	\$19.00
A10119-1	Black aluminum 8" tall by .060" thick center rudder	\$23.50
A10119-80	Aluminum 8" tall by .080" thick center rudder	\$22.60
A10118-W	White aluminum 8" tall by .060" thick center rudder	\$23.50
A10120	Aluminum 8" tall by .060" thick right side rudder	\$19.00
A10120-1	Black aluminum 8" tall by .060" thick right side rudder	\$23.50
A10120-80	Aluminum 8" tall by .080" thick right side rudder	\$22.60
A10120-W	White aluminum 8" tall by .060" thick right side rudder	\$23.50
A10199	Aluminum 60 5/8" long by 8" tall split spoiler blade	\$18.03
A10200	Aluminum 11 1/4" long by 8" tall split spoiler blade	\$12.98
A1155X15	Aluminum 15" long spoiler hinge	\$3.77
A1155X57	Aluminum 57" long spoiler hinge	\$12.58
A1155X72	Aluminum 72" long spoiler hinge	\$14.97

INDIVIDUAL SPOILER PARTS – IMCA MODIFIED AND NORTHERN SPORTMOD

89102	Aluminum center support strap	\$10.28
89103	Aluminum center support bracket	\$3.15
89104	Aluminum rear support bracket	\$2.10
89150	Aluminum right side spoiler end adjuster bracket for 5" tall spoiler	\$5.00
89151	Aluminum left side spoiler end adjuster bracket for 5" tall spoiler	\$5.00
89159	Aluminum 66" long backbone	\$21.13
89223	Aluminum 51" long by 5" tall split backbone	\$17.33
89224	Aluminum 15" long by 5" tall split backbone	\$6.13
89415	Aluminum left side spoiler end adjuster bracket for 3" tall spoiler	\$4.03
89416	Aluminum right side spoiler end adjuster bracket for 3" tall spoiler	\$4.03
A10103	Aluminum 15" long by 5" tall split spoiler blade	\$7.58
A10103-BLK	Black aluminum 15" long by 5" tall split spoiler blade	\$9.18
A10103-W	White aluminum 15" long by 5" tall split spoiler blade	\$9.18
A10104	Aluminum 51" long by 5" tall split spoiler blade	\$20.65
A10104-BLK	Black aluminum 51" long by 5" tall split spoiler blade	\$25.63
A10104-W	White aluminum 51" long by 5" tall split spoiler blade	\$25.63
A10113	Aluminum 5" tall by .060" thick left side rudder	\$11.03
A10113-1	Black aluminum 5" tall by .060" thick left side rudder	\$13.28
A10113-W	White aluminum 5" tall by .060" thick left side rudder	\$13.28
A10115	Aluminum 5" tall by .060" thick right side or center rudder	\$11.03
A10115-1	Black aluminum 5" tall by .060" thick right side or center rudder	\$13.28
A10115-W	White aluminum 5" tall by .060" thick right side or center rudder	\$13.28
A10137	Aluminum 66" long by 5" tall spoiler blade	\$26.00
A10137-BLK	Black aluminum 66" long by 5" tall spoiler blade	\$32.38
A10137-W	White aluminum 66" long by 5" tall spoiler blade	\$32.38
A10246	Aluminum 66" long by 3" tall spoiler blade	\$20.68

INDIVIDUAL SPOILER PARTS – IMCA MODIFIED AND NORTHERN SPORTMOD

A10246-BLK	Black aluminum 66" long by 3" tall spoiler blade	\$24.93
A10246-W	White aluminum 66" long by 3" tall spoiler blade	\$24.93
A1155X15	Aluminum 15" long spoiler hinge	\$3.77
A1155X51	Aluminum 51" long spoiler hinge	\$10.71
A1155X66	Aluminum 66" long spoiler hinge	\$14.36

INDIVIDUAL SPOILER PARTS – USMTS MODIFIED

89150	Aluminum right side spoiler end adjuster bracket for 5" tall spoiler	\$5.00
89151	Aluminum left side spoiler end adjuster bracket for 5" tall spoiler	\$5.00
89223	Aluminum 51" long by 5" tall split backbone	\$17.33
89224	Aluminum 15" long by 5" tall split backbone	\$6.13
99256	Aluminum 5" tall unbent rudder	\$11.88
99256-BLK	Black aluminum 5" tall unbent rudder	\$15.40
99256-W	White aluminum 5" tall unbent rudder	\$15.40
A10201	Aluminum 51" long by 5" tall split spoiler blade	\$20.65
A10201-BLK	Black aluminum 51" long by 5" tall split spoiler blade	\$25.63
A10201-W	White aluminum 51" long by 5" tall split spoiler blade	\$25.63
A10202	Aluminum 15" long by 5" tall split spoiler blade	\$7.58
A10202-BLK	Black aluminum 15" long by 5" tall split spoiler blade	\$9.18
A10202-W	White aluminum 15" long by 5" tall split spoiler blade	\$9.18
A10221	Aluminum 51" long by 6" tall split spoiler blade	\$27.85
A10221-BLK	Black aluminum 51" long by 6" tall split spoiler blade	\$35.23
A10221-W	White aluminum 51" long by 6" tall split spoiler blade	\$35.23
A10222	Aluminum 15" long by 6" tall split spoiler blade	\$9.15
A10222-BLK	Black aluminum 15" long by 6" tall split spoiler blade	\$11.28
A10222-W	White aluminum 15" long by 6" tall split spoiler blade	\$11.28
A1155X15	Aluminum 15" long spoiler hinge	\$3.77
A1155X51	Aluminum 51" long spoiler hinge	\$10.71
A1155X66	Aluminum 66" long spoiler hinge	\$14.36

INDIVIDUAL SPOILER PARTS – WISSOTA LATE MODEL

89100	Aluminum right side spoiler end adjuster bracket for 8" tall spoiler	\$6.23
89100-2	Aluminum right side spoiler end solid adjuster bracket for 8" tall spoiler	\$6.68
89101	Aluminum left side spoiler end adjuster bracket for 8" tall spoiler	\$6.23
89102	Aluminum center support strap	\$10.28
89103	Aluminum center support bracket	\$3.15
89104	Aluminum rear support bracket	\$2.10
89110	Aluminum 72" long back backbone	\$21.13
89189	Aluminum 57" long split backbone	\$17.33
89190	Aluminum 15" long split backbone	\$6.13
A10023	Aluminum 72" long by .063" thick by 8" tall spoiler blade	\$39.98
A10023-BLK	Black aluminum 72" long by .063" thick by 8" tall spoiler blade	\$51.05
A10023-W	White aluminum 72" long by .063" thick by 8" tall spoiler blade	\$51.05
A10059	Aluminum 8" tall left side rudder	\$19.00

INDIVIDUAL SPOILER PARTS – WISSOTA LATE MODEL

A10059-BLK	Black aluminum 8" tall left side rudder	\$23.50
A10059-W	White aluminum 8" tall left side rudder	\$23.50
A10060	Aluminum 8" tall right side or center rudder	\$19.00
A10060-BLK	Black aluminum 8" tall right side or center rudder	\$23.50
A10060-W	White aluminum 8" tall right side or center rudder	\$23.50
A10064	Aluminum 15" long by .060" thick by 8" tall split spoiler blade	\$10.43
A10064-80	Aluminum 15" long by .080" thick by 8" tall split spoiler blade	\$12.53
A10064-BLK	Black aluminum 15" long by .060" thick by 8" tall split spoiler blade	\$12.98
A10064-W	White aluminum 15" long by .060" thick by 8" tall split spoiler blade	\$12.98
A10065	Aluminum 57" long by .060" thick by 8" tall split spoiler blade	\$32.20
A10065-80	Aluminum 57" long by .080" thick by 8" tall split spoiler blade	\$39.40
A10065-BLK	Black aluminum 57" long by .060" thick by 8" tall split spoiler blade	\$41.03
A10065-W	White aluminum 57" long by .060" thick by 8" tall split spoiler blade	\$41.03
A10199	Aluminum 60 5/8" long by 8" tall split spoiler blade	\$18.03
A10200	Aluminum 11 1/4" long by 8" tall split spoiler blade	\$12.98
A1155X15	Aluminum 15" long spoiler hinge	\$3.77
A1155X57	Aluminum 57" long spoiler hinge	\$12.58
A1155X72	Aluminum 72" long spoiler hinge	\$14.97

INDIVIDUAL SPOILER PARTS – WISSOTA MODIFIED

89150	Aluminum right side spoiler end adjuster bracket for 5" tall spoiler	\$5.00
89151	Aluminum left side spoiler end adjuster bracket for 5" tall spoiler	\$5.00
89197	Aluminum 6" tall left side adjuster	\$5.35
89198	Aluminum 6" tall right side adjuster	\$5.35
89223	Aluminum 51" long by 5" tall split backbone	\$17.33
89224	Aluminum 15" long by 5" tall split backbone	\$6.13
A10059	Aluminum 8" tall left side rudder	\$19.00
A10059-BLK	Black aluminum 8" tall left side rudder	\$23.50
A10059-W	White aluminum 8" tall left side rudder	\$23.50
A10060	Aluminum 8" tall right side or center rudder	\$19.00
A10060-BLK	Black aluminum 8" tall right side or center rudder	\$23.50
A10060-W	White aluminum 8" tall right side or center rudder	\$23.50
A10158	Aluminum 15" long by 6" tall split spoiler blade	\$9.15
A10158-BLK	Black aluminum 15" long by 6" tall split spoiler blade	\$11.28
A10158-W	White aluminum 15" long by 6" tall split spoiler blade	\$11.28
A10159	Aluminum 51" long by 6" tall split spoiler blade	\$27.85
A10159-BLK	Black aluminum 51" long by 6" tall split spoiler blade	\$35.23
A10159-W	White aluminum 51" long by 6" tall split spoiler blade	\$35.23
A10223	Aluminum 51" long by 6" split spoiler blade	\$35.60
A10223-BLK	Black aluminum 51" long by 6" split spoiler blade	\$44.55
A10223-W	White aluminum 51" long by 6" split spoiler blade	\$44.55
A10224	Aluminum 1" long by 6" split spoiler blade	\$23.88
A10224-BLK	Black aluminum 15" long by 6" split spoiler blade	\$29.40
A10224-W	White aluminum 15" long by 6" split spoiler blade	\$29.40

INDIVIDUAL SPOILER PARTS – WISSOTA MODIFIED

A1155X15	Aluminum 15" long spoiler hinge	\$3.77
A1155X51	Aluminum 51" long spoiler hinge	\$10.71
A1155X66	Aluminum 66" long spoiler hinge	\$14.36

INDIVIDUAL SPOILER PARTS – WISSOTA SUPER STOCK

89102	Aluminum center support strap	\$10.28
89103	Aluminum center support bracket	\$3.15
89104	Aluminum rear support bracket	\$2.10
89110	Aluminum 72" long back backbone	\$21.13
89150	Aluminum right side spoiler end adjuster bracket for 5" tall spoiler	\$5.00
89151	Aluminum left side spoiler end adjuster bracket for 5" tall spoiler	\$5.00
89189	Aluminum 57" long split backbone	\$17.33
89190	Aluminum 15" long split backbone	\$6.13
A10153	Aluminum 72" long by 5" tall spoiler blade	\$27.65
A10153-BLK	Black aluminum 72" long by 5" tall spoiler blade	\$34.58
A10153-W	White aluminum 72" long by 5" tall spoiler blade	\$34.58
A10154	Aluminum 15" long by 5" tall split spoiler blade	\$7.58
A10154-BLK	Black aluminum 15" long by 5" tall split spoiler blade	\$9.18
A10154-W	White aluminum 15" long by 5" tall split spoiler blade	\$9.18
A10155	Aluminum 57" long by 5" tall split spoiler blade	\$22.30
A10155-BLK	Black aluminum 57" long by 5" tall split spoiler blade	\$27.83
A10155-W	White aluminum 57" long by 5" tall split spoiler blade	\$27.83
A10156	Aluminum 5" tall right side or center rudder	\$10.13
A10156-BLK	Black aluminum 5" tall right side or center rudder	\$12.13
A10156-W	White aluminum 5" tall right side or center rudder	\$12.13
A10157	Aluminum 5" tall left side rudder	\$10.13
A10157-BLK	Black aluminum 5" tall left side rudder	\$12.13
A10157-W	White aluminum 5" tall left side rudder	\$12.13
A10197	Aluminum 15" long by 5" tall backbone	\$7.58
A10198	Aluminum 57" long by 5" tall backbone	\$36.18
A1155X15	Aluminum 15" long spoiler hinge	\$3.77
A1155X57	Aluminum 57" long spoiler hinge	\$12.58
A1155X72	Aluminum 72" long spoiler hinge	\$14.97

INDIVIDUAL SPOILER PARTS – WISSOTA MIDWEST MODIFIED

89150	Aluminum right side spoiler end adjuster bracket for 5" tall spoiler	\$5.00
89151	Aluminum left side spoiler end adjuster bracket for 5" tall spoiler	\$5.00
89223	Aluminum 51" long by 5" tall split backbone	\$17.33
89224	Aluminum 15" long by 5" tall split backbone	\$6.13
A10156	Aluminum 5" tall right side or center rudder	\$10.13
A10156-BLK	Black aluminum 5" tall right side or center rudder	\$12.13
A10156-W	White aluminum 5" tall right side or center rudder	\$12.13
A10157	Aluminum 5" tall left side rudder	\$10.13
A10157-BLK	Black aluminum 5" tall left side rudder	\$12.13

INDIVIDUAL SPOILER PARTS – WISSOTA MIDWEST MODIFIED

A10157-W	White aluminum 5" tall left side rudder	\$12.13
A10209	Aluminum 66" long by 4" tall spoiler blade	\$26.00
A10218	Aluminum 15" long by 4" tall split spoiler blade	\$6.33
A10218-BLK	Black aluminum 15" long by 4" tall split spoiler blade	\$7.93
A10218-W	White aluminum 15" long by 4" tall split spoiler blade	\$7.93
A10219	Aluminum 51" long by 4" tall split spoiler blade	\$21.05
A10219-BLK	Black aluminum 51" long by 4" tall split spoiler blade	\$26.58
A10219-W	White aluminum 51" long by 4" tall split spoiler blade	\$26.58
A10225	Aluminum 66" long by .080" thick by 2" tall spoiler blade	\$21.20
A1155X15	Aluminum 15" long spoiler hinge	\$3.77
A1155X51	Aluminum 51" long spoiler hinge	\$10.71
A1155X66	Aluminum 66" long spoiler hinge	\$14.36

SPOILER KITS – IMCA LATE MODEL

JR1027	Aluminum 72" long by .060" wide by 8" tall split spoiler kit	\$175.07
JR1027-1	Black aluminum 72" long by .060" wide by 8" tall split spoiler kit	\$194.69
JR1027-80	Aluminum 72" long by .080" wide by 8" tall split spoiler kit	\$195.17
JR1027-W	White aluminum 72" long by .060" wide by 8" tall split spoiler kit	\$194.69
JR1071	Aluminum 72" long by 8" tall spoiler kit with rudders	\$149.65
JR1071-BLK	Black aluminum 72" long by 8" tall spoiler kit with rudders	\$169.73
JR1071-W	White aluminum 72" long by 8" tall spoiler kit with rudders	\$169.73

SPOILER KITS – IMCA MODIFIED

JR1064	Aluminum 66" long by 5" tall spoiler kit	\$93.45
JR1064-BLK	Black aluminum 66" long by 5" tall spoiler kit	\$99.83
JR1064-BLK-WR	Black aluminum 66" long by 5" tall spoiler kit with rudders	\$129.61
JR1064-W	White aluminum 66" long by 5" tall spoiler kit	\$99.83
JR1064-W-WR	White aluminum 66" long by 5" tall spoiler kit with rudders	\$129.61
JR1064-WR	Aluminum 66" long by 5" tall spoiler kit with rudders	\$118.73
JR1065	Aluminum 66" long by 5" tall split spoiler kit	\$92.59
JR1065-BLK	Black aluminum 66" long by 5" tall split spoiler kit	\$99.17
JR1065-BLK-WR	Black aluminum 66" long by 5" tall split spoiler kit with rudders	\$140.82
JR1065-W	White aluminum 66" long by 5" tall split spoiler kit	\$99.17
JR1065-W-WR	White aluminum 66" long by 5" tall split spoiler kit with rudders	\$140.82
JR1065-WR	Aluminum 66" long by 5" tall split spoiler kit with rudders	\$127.49
JR1078	Aluminum 66" long by 3" tall spoiler kit with 5" rudders	\$111.46
JR1078-BLK	Black aluminum 66" long by 3" tall spoiler kit with 5" rudders	\$120.21
JR1078-W	White aluminum 66" long by 3" tall spoiler kit with 5" rudders	\$120.21

SPOILER KITS – IMCA NORTHERN SPORTMOD

JR1028	Aluminum 66" long by 5" tall split spoiler kit	\$126.20
JR1028-1	Black aluminum 66" long by 5" tall split spoiler kit	\$139.52
JR1028-W	White aluminum 66" long by 5" tall split spoiler kit	\$139.52
JR1072	Aluminum 66" long by 5" tall spoiler kit with rudders	\$118.73

SPOILER KITS – IMCA NORTHERN SPORTMOD

JR1072-BLK	Black aluminum 66" long by 5" tall spoiler kit with rudders	\$129.61
JR1072-W	White aluminum 66" long by 5" tall spoiler kit with rudders	\$129.61

SPOILER KITS – USMTS MODIFIED

JR1076	Aluminum 66" long by 5" tall split spoiler kit	\$92.59
JR1076-BLK	Black aluminum 66" long by 5" tall split spoiler kit	\$99.17
JR1076-BLK-WR	Black aluminum 66" long by 5" tall split spoiler kit with rudders	\$134.73
JR1076-W	White aluminum 66" long by 5" tall split spoiler kit	\$99.17
JR1076-W-WR	White aluminum 66" long by 5" tall split spoiler kit with rudders	\$134.73
JR1076-WR	Aluminum 66" long by 5" tall split spoiler kit with rudders	\$133.39

SPOILER KITS – WISSOTA LATE MODEL

JR1066	Aluminum 72" long by 8" tall spoiler kit	\$111.65
JR1066-BLK	Black aluminum 72" long by 8" tall spoiler kit	\$122.73
JR1066-W	White aluminum 72" long by 8" tall spoiler kit	\$122.73
JR1067	Aluminum 72" long by 8" tall split spoiler kit	\$115.59
JR1067-BLK	Black aluminum 72" long by 8" tall split spoiler kit	\$126.97
JR1067-W	White aluminum 72" long by 8" tall split spoiler kit	\$126.97

SPOILER KITS – WISSOTA MODIFIED

JR1073	Aluminum 66" long by 6" tall split spoiler kit	\$104.59
JR1073-BLK	Black aluminum 66" long by 6" tall split spoiler kit	\$114.09
JR1073-BLK-WR	Black aluminum 66" long by 6" tall split spoiler kit with rudders	\$184.59
JR1073-W	White aluminum 66" long by 6" tall split spoiler kit	\$114.09
JR1073-W-WR	White aluminum 66" long by 6" tall split spoiler kit with rudders	\$184.59
JR1073-WR	Aluminum 66" long by 6" tall split spoiler kit with rudders	\$161.59

SPOILER KITS – WISSOTA SUPER STOCK

JR1062	Aluminum 72" long by 5" tall spoiler kit	\$96.88
JR1062-BLK	Black aluminum 72" long by 5" tall spoiler kit	\$103.80
JR1062-BLK-WR	Black aluminum 72" long by 5" tall spoiler kit with rudders	\$128.05
JR1062-W	White aluminum 72" long by 5" tall spoiler kit	\$103.80
JR1062-W-WR	White aluminum 72" long by 5" tall spoiler kit with rudders	\$128.05
JR1062-WR	Aluminum 72" long by 5" tall spoiler kit with rudders	\$117.13
JR1063	Aluminum 72" long by 5" tall split spoiler kit	\$96.12
JR1063-BLK	Black aluminum 72" long by 5" tall split spoiler kit	\$103.24
JR1063-BLK-WR	Black aluminum 72" long by 5" tall split spoiler kit with rudders	\$141.44
JR1063-W	White aluminum 72" long by 5" tall split spoiler kit	\$103.24
JR1063-W-WR	White aluminum 72" long by 5" tall split spoiler kit with rudders	\$141.44
JR1063-WR	Aluminum 72" long by 5" tall split spoiler kit with rudders	\$128.32

SPOILER KITS – WISSOTA MIDWEST MODIFIED

JR1077	Aluminum 66" long by 4" tall split spoiler kit	\$91.74
JR1077-BLK	Black aluminum 66" long by 4" tall split spoiler kit	\$98.87
JR1077-BLK-WR	Black aluminum 66" long by 4" tall split spoiler kit with rudders	\$137.07
JR1077-W	White aluminum 66" long by 4" tall split spoiler kit	\$98.87
JR1077-W-WR	White aluminum 66" long by 4" tall split spoiler kit with rudders	\$137.07
JR1077-WR	Aluminum 66" long by 4" tall split spoiler kit with rudders	\$123.94

MID PLATES – SMALL BLOCK CHEVROLET

89164	AFCO #80666 that is offset 2" to right	\$76.15
89165	Coleman Racing	\$76.15
A10002	Cobra chassis	\$76.15
A10003	2003-2004 MasterSbilt chassis	\$76.15
A10005	Build to fit	\$76.15
A10017	Dirt Dueller chassis	\$76.15
A10019	Lightning chassis	\$76.15
A10025	AFCO-style	\$76.15
A10026	2005 MasterSbilt chassis	\$76.15
A10026-2019	2019 MasterSbilt chassis	\$76.15
A10061	GRT chassis	\$76.15
A10095	Shaw Modified chassis	\$76.15
A10160	Rocket chassis	\$76.15
A10160-1	TRC Super Stock chassis	\$76.15



MID PLATES – SMALL BLOCK FORD

89165	Coleman Racing	\$76.15
A10002-1	Cobra chassis	\$76.15
A10003-1	2003-2004 MasterSbilt chassis	\$76.15
A10005	Build to fit	\$76.15
A10017-1	Dirt Dueller chassis	\$76.15
A10019-1	Lightning chassis	\$76.15
A10025-1	AFCO-style	\$76.15
A10026-1	2005 MasterSbilt chassis	\$76.15
A10095	Shaw Modified chassis	\$76.15
A10160	Rocket chassis	\$76.15
A10160-1	TRC Super Stock chassis	\$76.15



MID PLATES – SMALL BLOCK MOPAR

A10003-2	2003-2004 MasterSbilt chassis	\$76.15
A10005	Build to fit	\$76.15
A10017-2	Dirt Dueller chassis	\$76.15
A10025-3	AFCO-style	\$76.15
A10026-2	2005 MasterSbilt chassis	\$76.15



COCKPIT


A10010	Aluminum leg saver for MasterSbilt chassis	\$58.08
A10012	Aluminum floor pan for MasterSbilt chassis	\$80.58
A10012-1	Aluminum floor pan that's 1" wider overall for MasterSbilt chassis	\$80.58
A10012-2	Aluminum floor pan that's ¾" wider in back for MB Customs chassis	\$83.08
A10091	Aluminum switch protector	\$4.00
A10136	Aluminum floor pan with three sides bent for Modifieds	\$115.38
A10150	Aluminum leg saver with one bend for Fegers chassis	\$66.45
A10150-1	Aluminum leg saver with one bend for Fegers Super Stock chassis	\$63.80
S10021	Steel 8" long steering shaft support bracket	\$10.13
S10021-1	Steel 2 1/8" long steering shaft support bracket	\$5.53
S10021-1	Steel 6 5/8" long steering shaft support bracket	\$9.30
S10089	Steel triangle shaped seat belt tab	\$1.28

FRAME BASKETS

90123	Steel suspension bracket with five 6 5/8" holes	\$5.08
99172	Steel 2 7/16" tall rounded gusset	\$2.58
99172-1	Steel 3" tall rounded gusset	\$2.58
99172-2	Steel 1 7/16" tall rounded gusset	\$2.58
A10000	Aluminum tab with ¼" hole	\$0.40
A10018	Aluminum skid plate for MasterSbilt chassis	\$39.40
S10000	Steel 1/8" thick body tab with ¼" hole	\$0.35
S10000-1	Steel 1/8" thick body tab with 7/16" hole for hood pin	\$0.35
S10000-2	Steel 1/8" thick body tab with 3/8" hole	\$0.35
S10000-3	Steel 1/8" thick body tab with ¼" hole for the 1 ½" tube	\$0.45
S10000-4	Steel 1/8" thick body tab with ¼" slotted hole for the 1 ½" tube	\$0.45
S10000-5	Steel 1/8" thick body tab with ¼" slotted hole	\$0.35
S10000-6	Steel 1/8" thick by 1" long body tab	\$0.63
S10000-7	Steel 1/8" thick by 2 7/8" tall body tab with 1" slotted hole for window net	\$1.20
S10001	Steel ¼" long by ¾" tall body tab with ¼" slotted hole	\$0.35
S10001-1	Steel ¼" long by 1" tall body tab with ¼" slotted hole	\$0.95
S10001-2	Steel ¼" long by 1" tall body tab with 3/16" slotted hole	\$1.30
S10002	Steel brake line tab with 5/8" hole	\$0.28
S10002-1	Steel brake line tab with 7/16" hole	\$0.55
S10002-3	Steel brake line tab with 5/8" hole and 3" radius	\$0.53
S10010	Steel 1/8" thick corner gusset	\$0.40
S10011	Steel 1/8" thick corner gusset with hole	\$0.40
S10015	Steel suspension bracket with 5/8" hole	\$4.50
S10016	Steel suspension bracket with ¾" hole	\$4.50
S10016-1	Steel 3/16" thick suspension bracket with ¾" hole	\$6.28
S10021	Steel 8" long steering wheel support bracket	\$10.13
S10021-1	Steel 2 1/8" long center steering shaft support bracket	\$5.53
S10021-2	Steel 6 5/8" long steering wheel support bracket	\$9.30
S10022	Steel 1 ¾" tall mid plate mounting tab	\$3.45
S10022-2	Steel 2" tall mid plate mounting tab with ½" wider mount	\$3.85

FRAME BASKETS

S10022-3	Steel 2 1/8" tall mid plate mounting tab with 1/2" wider mount	\$3.85
S10023	Steel 1 7/8" tall mid plate mounting tab	\$3.45
S10024	Steel 2" tall mid plate mounting tab	\$3.45
S10024-1	Steel 2" tall mid plate mounting tab with slotted hole	\$3.45
S10025	Steel 2 3/4" tall mid plate mounting tab	\$3.88
S10026	Steel 2 7/8" tall mid plate mounting tab	\$3.88
S10026-1	Steel 2 7/8" tall mid plate mounting tab with slotted hole	\$3.88
S10027	Steel 3" tall mid plate mounting tab	\$3.88
S10028	Steel strut gusset for 1 3/4" round tube to 2" square tube on MasterSbilt	\$4.60
S10032	Steel 1 3/4" long by 1 3/4" wide corner gusset for MasterSbilt chassis	\$4.28
S10032-1	Steel 1" long by 1 3/4" wide corner gusset for MasterSbilt chassis	\$4.28
S10033	Steel adjustable brake pedal bracket part 1	\$5.30
S10034	Steel adjustable brake pedal bracket part 2	\$1.13
S10035	Steel 1 5/8" tube bracket	\$1.70
S10036	Steel 3/16" thick weld on tab with 3/8" hole	\$1.35
S10036-1	Steel 3/16" thick weld on tab with 1/2" hole	\$1.35
S10039	Steel 1 1/4" weld on tube bracket	\$1.23
S10048	Steel 1/8" thick steering rack mounting plate	\$5.05
S10048-1	Steel 1/8" thick steering rack mounting plate that moves rack another 1"	\$5.53
S10053	Steel 1 1/4" long by .188" thick weld on bracket with 3/8" hole	\$1.40
S10053-1	Steel 1 1/4" long by .188" thick weld on bracket with 1/2" hole	\$1.40
S10054	Steel 1/8" thick roll bar tab with 3/8" hole	\$3.43
S10054-1	Steel 1/8" thick roll bar tab with 1/2" hole	\$3.43
S10054-2	Steel 1/8" thick roll bar tab with 1/4" hole	\$3.43
S10054-3	Steel 1/8" thick roll bar tab with 1/4" slotted hole at 90 degrees	\$3.43
S10054-4	Steel 1/8" thick roll bar tab with 1/4" by 3/4" parallel slotted hole	\$3.43
S10054-5	Steel 1/8" thick roll bar tab with 1/4" by 1 1/4" parallel slotted hole	\$3.43
S10055	Steel 1/8" thick gusset tab with 3/8" hole	\$3.43
S10055-1	Steel 1/8" thick gusset tab with 1/2" hole	\$3.43
S10055-2	Steel 1/8" thick gusset tab with 1/4" hole	\$3.43
S10056	Steel steering rack gusset	\$5.18
S10059	Steel 3/16" thick suspension bracket	\$6.58
S10067	Steel 1 5/8" long tube bracket with 3/4" hole	\$2.33
S10067-1	Steel 1 5/8" long tube bracket with 3/4" hole and 1/2" shorter	\$2.13
S10067-2	Steel 1 5/8" long tube bracket with 3/4" hole and 1" shorter	\$1.93
S10074	Steel door bar mounting plate	\$1.65
S10097	Steel weld on tab for quarter-turn fasteners	\$1.13
S10098	Steel "U" deck bar mounting bracket	\$11.85



MOTOR BRACKETS

A10001	Aluminum motor mount shim	\$0.53
A10006	Aluminum right side motor mount with 1" and 2" offset for SBC	\$16.25
A10007	Aluminum left side motor mount with 1" and 2" offset for SBC	\$16.25
A10008	Aluminum standard motor mount for Small Block Chevrolet	\$10.80
A10008-2	Aluminum right side motor mount for Small Block Chevrolet	\$10.80
A10008-3	Aluminum left side motor mount for Small Block Chevrolet	\$10.80
A10008-4	Aluminum standard motor mount that is 1 ½" longer for SBC	\$10.80
A10098	Aluminum motor mount with 2" and 3" offset for SBC	\$17.30
A10105	Aluminum left side motor mount with 3" offset for SBC in MB Customs	\$17.30
A10106	Aluminum right side motor mount with 3" offset for SBC in MB Customs	\$17.30
A10173	Aluminum left side motor mount with 3" offset and 1 ½" wider for SBC	\$17.60
A10174	Aluminum right side motor mount with 3" offset and 1 ½" wider for SBC	\$17.60
S10075	Steel right side motor mount with 1" and 2" offset for SBC	\$9.50
S10076	Steel left side motor mount with 1" and 2" offset for SBC	\$9.50
S10077	Steel standard motor mount for Small Block Chevrolet	\$11.15
S10102	Steel right side motor mount with ¾" offset for Small Block Chevrolet	\$11.85
S10102	Steel left side motor mount with ¾" offset for Small Block Chevrolet	\$11.85

NOSE BRACKETS

A10074	Aluminum nose support	\$25.48
A10188	Aluminum MD3 nose support for TRC Super Stock chassis	\$32.40
A10226	Aluminum MD3 nose support for Late Models	\$21.05
S10078	Steel weld on nose support	\$7.48
S10078-1	Steel weld on nose support for MB Customs chassis	\$8.83

RADIATOR BRACKETS

A10066	Aluminum radiator hold down bar	\$7.73
A10066-1	Aluminum two piece bottom radiator hold down	\$10.60
A10066-2	Aluminum two piece top radiator hold down	\$13.83
A10244	Aluminum radiator hold down for TRC Super Stock chassis	\$14.90
JR1015	Aluminum radiator shaker screen framework	\$93.85
JR1015-1	Aluminum square radiator screen protector	\$49.70
JR1015-M	Aluminum radiator shaker screen framework with no washers	\$64.25
JR1074	Aluminum radiator shroud for the 15" or 17" fan style in TRC chassis	\$110.35
JR1074-R	Aluminum radiator shroud ring for the 15" or 17" fan style in TRC chassis	\$13.65
JR1075	Aluminum radiator shroud for turned motor in TRC Super Stock chassis	\$110.35



REAR END BRACKETS

90100	Steel 12 gauge four hole lift arm bracket	\$4.10
90100-2	Steel 12 gauge four hole lift arm bracket with 3/8" hole	\$4.10
A10215	Aluminum housing cover for Ford 9" rear end	\$19.70
S10031	Steel pull bar bracket for MasterSbilt chassis	\$16.00
S10037	Steel upper birdcage bracket	\$4.43
S10037-1	Steel 3/16" thick upper birdcage bracket with 5/8" hole	\$4.65
S10037-2	Steel 3/16" thick upper birdcage bracket with 3/4" hole	\$4.65
S10037-3	Steel upper birdcage bracket to fit 4" tube	\$4.43
S10038	Steel lower rear end bracket for Quick Change part 1	\$6.40
S10038-1	Steel lower rear end bracket for Quick Change part 2	\$6.40
S10041	Steel upper rear end bracket for Quick Change part 1	\$7.88
S10041-1	Steel upper rear end bracket for Quick Change part 2	\$7.25
S10043-2L	Steel left side lower axle bracket with 2" drop	\$11.25
S10043-2R	Steel right side lower axle bracket with 2" drop	\$11.25
S10043-3L	Steel left side lower axle bracket with 3" drop	\$11.25
S10043-3R	Steel right side lower axle bracket with 3" drop	\$11.25
S10043-4L	Steel left side lower axle bracket with 4" drop	\$11.25
S10043-4R	Steel right side lower axle bracket with 4" drop	\$11.25
S10047	Steel truss support for the Ford 9" rear end	\$35.50
S10061	Steel right side coil over spring mount with 3/4" height adjustments	\$7.15
S10061-1	Steel left side coil over spring mount with 3/4" height adjustments	\$7.15
S10062	Steel right side coil over spring mount with 5/8" height adjustments	\$7.15
S10062-1	Steel left side coil over spring mount with 5/8" height adjustments	\$7.15

SHOCK BRACKETS

A10009	Aluminum shock mount for Quick Change rear end	\$10.95
S10012	Pair of steel standard shock brackets	\$2.35

SHOCK PROTECTORS

CB102	Aluminum 8" tall front shock protector powder coated black	\$16.35
CB103	Aluminum 10" tall front shock protector powder coated black	\$16.35



SPACERS

89106	Aluminum .090" thick brake pad spacer	\$3.20
89107	Aluminum .125" thick brake pad spacer	\$4.00
A10021	Aluminum .090" thick brake pad spacer for Quick Change rear ends	\$2.68
A10021-1	Aluminum 1/8" thick brake pad spacer for Quick Change rear ends	\$2.85
A10021-2	Aluminum 1/4" thick brake pad spacer for Quick Change rear ends	\$5.58
A10022	Aluminum 1/4" thick water pump spacer for Small Block Chevrolet	\$3.53
A10024	Aluminum 1/8" thick water pump spacer for Small Block Chevrolet	\$2.35
A10031	Aluminum 1/4" thick wheel spacer to fit 4 1/2", 4 3/4" and 5" bolt patterns	\$16.43
A10034	Aluminum .060" thick brake spacer for Ultra Lite caliper	\$1.95
A10163	Aluminum 1/4" thick small metric caliper brake pad spacer	\$6.35
A10163-1	Aluminum 1/8" thick small metric caliper brake pad spacer	\$3.80




MISCELLANEOUS CHAMP BRACKETS

A10027	Aluminum .063" thick hood pin scuff plate	\$0.65
A10027-1	Aluminum .063" thick hood pin scuff plate with 3/8" hole	\$0.65
A10043	Aluminum oil cooler grill	\$25.15
A10093	Set of aluminum toe plates for go-carts	\$36.10
A10152	Aluminum oil cooler grill that is louvered	\$18.75
A10152-BLK	Black aluminum oil cooler grill that is louvered	\$13.50
CB100	Set of aluminum plates to check toe	\$50.40
CB101	Set of aluminum plates to check rear end straightness	\$34.25



MISCELLANEOUS CLAMPS

JR3800	2" billet aluminum ballast quick clamp	\$19.00
JR3801	1 ¾" round billet aluminum weight clamp	\$19.00
JR3802	1 ½" round billet aluminum weight clamp	\$19.00
JR3803	1 ¼" round billet aluminum weight clamp	\$19.00
JR3804	1 ¾" black anodized billet aluminum accessory clamp with ¼"-20 tapped holes	\$18.28
JR3805	1 ½" black anodized billet aluminum accessory clamp with ¼"-20 tapped holes	\$18.28
JR3806	1 ¼" black anodized billet aluminum accessory clamp with ¼"-20 tapped holes	\$18.28



RIVETS

62-64D	Package of 250 aluminum/steel multi-grip low profile head blind breakstem rivets .063-.250"	\$37.25
63-66D	Package of 250 aluminum/steel multi-grip low profile head blind breakstem rivets .187-.375"	\$38.25
66-68	Package of 250 aluminum/steel multi-grip large flange head blind breakstem rivets .375-.500"	\$41.78
ADS-66-ABSL	Package of 250 aluminum/steel tri-fold exploding .030-.375"	\$50.25
ADS-66-ABSR	Package of 250 aluminum/steel tri-fold large flange exploding .030-.375"	\$54.90
ADS-BUWASHER	Package of 250 3/16" aluminum washers for rivets	\$16.87

LOWER CONTROL ARM BUSHING ROLLER BEARING SETS

MMT-21	Chevrolet 1971-1979, Oldsmobile 1973-1977 and Pontiac 1973-1977	\$90.00
MMT-22	Chevrolet Nova 1968-1972	\$90.00
MMT-52	Chevrolet Chevelle, Malibu, Monte Carlo and Regal 1978-1988 and Pontiac Cutlass and Grand Prix 1978-1987	\$90.00
MMT-61	Chevrolet Chevelle, Malibu, Monte Carlo and Regal 1973-1974	\$90.00
MMT-62	Chevrolet 1967-1977 and Pontiac 1967-1972	\$90.00
MMT-66	Oldsmobile Cutlass 1969-1972 and Pontiac Grand Prix 1969-1972	\$90.00
MMT-72	Chevrolet Chevelle, Malibu, Monte Carlo and Regal 1967-1972	\$90.00



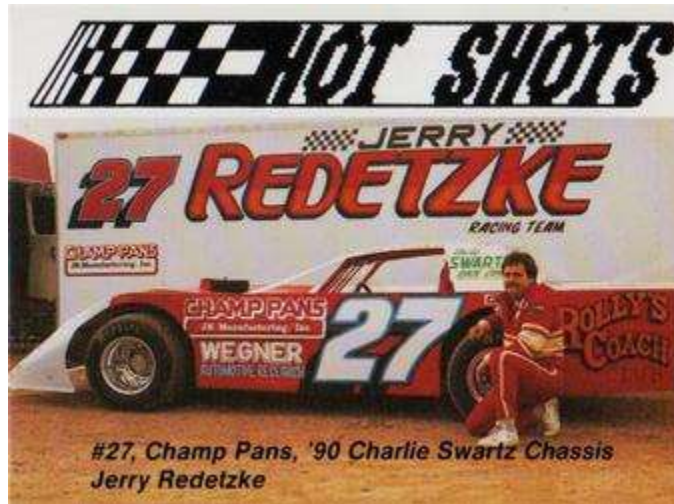
MISCELLANEOUS

A10212-C	Aluminum spark plug holder for Chevrolet engines	\$15.98
A10212-F	Aluminum spark plug holder for Ford engines	\$15.98
A10213	Large aluminum wall hanger	\$20.20
A10214	Small aluminum wall hanger	\$11.28
DR775	7 3/4" long by 3" wide u-bolt for leaf spring to rear end	\$12.60
DR875	8 3/4" long by 3" wide u-bolt for leaf spring to rear end	\$12.60
JR164	22-24 lbs. radiator cap by Racing Cap	\$10.91
JR3900	5 7/16 c.c. weld on mid size GM caliper bracket	\$21.75



ABOUT US

In 1982, Jerry Redetzke started Champ Pans by JR. Manufacturing in Eau Claire, Wisconsin out of a 10' x 20' workspace. For the first six months, sales reached a modest 30 oil pans. Within the next 12 months, Redetzke built and sold over 300 oil pans. Racers wanted high-quality oil pans at a reasonable price and Redetzke delivered. As demand increased, so did the selection of oil pans and other high-performance products. Today Champ Pans offers a large range of high-performance products ranging from oil pans to chassis brackets.



#27, Champ Pans, '90 Charlie Swartz Chassis
Jerry Redetzke

A FAMILY OF RACING EXPERTS

Champ Pans is family-owned and managed by all three of Jerry Redetzke's children. His two sons followed in his footsteps and became dirt track racers. The many laps turned in by members of the Redetzke family of racers have not only led to victories and prestigious awards, but valuable information we use to make the best oil pans in the business. The information is used to make modifications to current oil pans and to develop new oil pan models.



CONTACT INFORMATION

Sales and Tech line: 715-834-7748

Fax: 715-835-7254

Email: jrmfg@champpans.com

HOURS OF OPERATIONS

Monday through Friday 8 am to 5 pm CST (closed on all major Holidays)

SHIPPING

All orders are shipped via Spee-Dee or UPS depending on location. If order is placed before 1 pm and product(s) are in stock, product(s) will ship out the same day.

If order needs to go on a skid, we can set up LTL freight or you can schedule pickup. We do charge an additional fee for orders that need to be shipped on a skid.

RETURN POLICY

All damages, shortages or wrong parts must be reported within 5 days of receipt of product(s). All returns must have an RGA number written on the outside of the box and a copy of the original invoice inside the box. Any return after 30 days will be subject to a 20% re-stocking fee. We will not accept any returns after 90 days. Ship freight prepaid to: Champ Pans, 6198 US Hwy 12, Eau Claire, WI 54701

WARRANTY

All of our products are warranted to be free from defects in material or workmanship for a period of 90 days from date of purchase. If, after inspection, the product is deemed to be defective, it will be replaced or refund in payment will be issued. Due to the intended use of the products, all products are sold without any written, oral, expressed or implied warranty. The purchaser assumes all liabilities, responsibilities and risks associated with using these products.

DISCLAIMER

Every effort is made to avoid printing errors in our catalog and website. We are human and make errors. We disclaim any responsibility for any errors. We reserve the right to change the pricing of our products without notice.

CHAMP PANS DEALER PROGRAM

We offer three different dealer program levels which provide customers with lower pricing through volume purchasing. Below are the requirements for each level:

Dealer

- Initial order of at least \$1,500 at dealer pricing
- Customer must purchase at least \$1,500 of product per year to maintain dealer status

Stocking Dealer

- Purchases of minimum of \$8,000 in a year
- Customer must purchase at least \$8,000 of product per year to maintain stocking dealer status

Distributor

- Purchases of minimum of \$15,000 in a year
- Customer must purchase at least \$15,000 of product per year to maintain distributor status

CHAMP BRACKETS QUANTITY PRICING PROGRAM

We offer three different quantity pricing program levels which provide customers with lower pricing through quantity purchasing. To become part of our quantity pricing program, customer must have an initial order of at least \$750. Customer must purchase at least \$750 of product a year to continue to maintain quantity pricing.

Quantity Breaks are as follows and varies based on type of product:

1 – 4	5 – 9	10+	Most products fall into this breakdown
1 – 9	10 – 19	20 +	
1 – 24	25 – 49	50 +	